SANDVIK Coromant

2017

Silent Tools™

– DAMPED TOOLS FROM SANDVIK COROMANT

TURNING
MILLING
BORING



SilentTools®

Silent Tools™

Productivity with slender tools

A Turning

B Milling

C Boring

D General information

Vibration-prone operations pose a constant threat to productive and secure machining, especially when dealing with long overhangs or deep cavities. Reducing process parameters such as depth of cut, speed or feed is one aspect to consider, but it will most likely have a negative impact on productivity.

A more productive solution is to use Silent Tools™. Silent Tools is a unique range of long-reach cutting tools and adaptors for turning, milling and boring, designed with a damping system inside the tool body to minimize vibration. For components requiring slender tool assemblies, Silent Tools can be your one and only choice for productive machining. However, Silent Tools is not only a problem-solver, it can also be used as a powerful productivity booster when working with shorter overhangs.

Inside the tool is a pre-tuned damper system that consists of a heavy mass, supported by rubber spring elements. If vibration arise, the kinetic energy will be absorbed by the damping system. This leads to minimized vibration and greatly improved productivity.

Silent Tools™ benefits:
- Improved process security
- Improved surface finish
- Productivity gains

Enjoy the silence!



Explanation of reference symbols:

Adaptors

CoroTurn®SL adaptors

Accessories

Parameter explanation

Coolant information

Information

Turning

Silent Tools™ for turning

Secure and productive turning

Silent Tools™ turning adaptors

Internal turning is very sensitive to vibration. It is essential to select the largest possible tool size and to minimize the overhang in order to obtain the best stability and accuracy. Choosing the right turning adaptor has a big impact on production economy. The Silent Tools turning adaptors are ideal for successful turning operations at overhangs reaching from 4 up to 14 times bar diameter, and are available from diameter 16–250 mm (.630–9.840 inch) as standard solutions.
The easily replaceable cutting head and the stable, robust interface make the CoroTurn® SL modular system a standardized interface for all Silent Tools damped bar adaptors. The combination offers great flexibility with a large number of cutting heads suitable for a wide range of applications.



Stable threading for every need

Ultra-rigid CoroThread® 266 covers just about all types of internal and external thread turning applications possible. It is designed with an iLock™ interface to handle the extreme forces placed upon the insert in threading operations. The tool ensures exceptional insert stability for ultimate accuracy, surface finish and product consistency.
CoroThread 266 provides great stability in long overhangs. Damped Silent Tools boring adaptors dedicated for threading can withstand the increased radial cutting forces of internal machining and maintain precision even in the most difficult machining conditions.

SilentTools®



Exact reach with elliptical bars

The Silent Tools™ elliptical adaptors are designed for maximum reach into deep seats. Combined with CoroTurn® SL cutting heads with a lightweight design and stretched radial length, you have a tool tailored for machining challenging features such as the valve seat pocket. The optimized tool helps overcome challenges like narrow entries and long overhangs in order to achieve a highly stable machining process.

Coromant Capto®

Coromant Capto® to CoroTurn® SL damped adaptor A5-A8
For two CoroTurn® SL heads A9
Carbide reinforced A10
Elliptical A11
For threading and grooving operations A12

Coromant Capto® to CoroTurn® SL quick change damped adaptor A13

Cylindrical shank

CoroTurn® 107 damped carbide boring bar for turning A14-A15

Cylindrical shank to CoroTurn® SL damped adaptor A16
Carbide reinforced A17
For threading and grooving operations A18

Cylindrical shank to CoroTurn® SL quick change damped adaptor A19
Carbide reinforced A20

Cylindrical shank to Coromant Capto® damped adaptor A21

HSK

HSK to CoroTurn® SL damped adaptor A22

CoroTurn® SL heads

CoroTurn® TR A23-A24
CoroTurn® 107 A25-A34
T-Max® P A35-A38
CoroThread® 266 A39

CoroTurn® SL heads with Quick Change

CoroTurn® 107 A40-A46
T-Max® P A47-A52
CoroThread® 266 A53

Adaptors

Coromant Capto® to CoroChuck™ 935 A54
Cylindrical shank with flats to CoroChuck™ 935 A55
HSK to CoroChuck™ 935 A56
VDI to CoroChuck™ 935 A56
CoroTurn® SL to Coromant Capto® adaptor with Quick change A57
CoroTurn® SL quick change to CoroTurn® SL adaptor A58
CoroTurn® SL quick change to CoroTurn® SL70 adaptor A59
CoroTurn® SL to rectangular shank adaptor A60

Accessories

Centre height setting tool A61
EasyFix™ A62
Cylindrical sleeve with EasyFix™ positioning A63-A64
Cylindrical split sleeve A65

Coromant Capto® to CoroTurn® SL damped adaptor



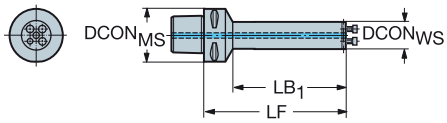

SilentTools®

CZC$_{MS}$	CZC$_{WS}$	CNSC	CXSC	Ordering code	Dimensions, mm, inch DCON$_{MS}$	DCON$_{WS}$	LB$_1$	LF	BAR PSI	KG
C3	16	3	3	C3-570-3C 16 082	32.0	16	63	82	70	0.250
					1.260	*.630*	*2.496*	*3.228*	*1015*	
	20	3	3	C3-570-3C 20 101	32.0	20	82	101	70	0.390
					1.260	*.787*	*3.264*	*3.976*	*1015*	
	25	3	3	C3-570-3C 25 125	32.0	25	107	125	70	0.600
					1.260	*.984*	*4.236*	*4.921*	*1015*	
		3	3	C3-570-3C 25 180	32.0	25	161	180	70	0.802
					1.260	*.984*	*6.370*	*7.087*	*1015*	
		3	1	C3-SL-3C 25 125	32.0	25	106	125	70	0.637
					1.260	*.984*	*4.205*	*4.921*	*1015*	
		3	1	C3-SL-3C 25 180	32.0	25	161	180	70	0.802
					1.260	*.984*	*6.370*	*7.087*	*1015*	
	32	3	1	C3-570-3C 32 133	32.0	32	133	133	70	1.000
					1.260	*1.260*	*5.236*	*5.236*	*1015*	
		3	1	C3-570-3C 32 224	32.0	32	224	224	70	1.800
					1.260	*1.260*	*8.819*	*8.819*	*1015*	
C4	16	3	3	C4-570-3C 16 088	40.0	16	63	88	70	0.400
					1.575	*.630*	*2.492*	*3.465*	*1015*	
	20	3	3	C4-570-3C 20 107	40.0	20	82	107	70	0.538
					1.575	*.787*	*3.260*	*4.213*	*1015*	
	25	3	3	C4-570-3C 25 132	40.0	25	108	132	70	0.800
					1.575	*.984*	*4.272*	*5.197*	*1015*	
		3	3	C4-570-3C 25 180	40.0	25	155	180	70	0.964
					1.575	*.984*	*6.130*	*7.087*	*1015*	
		3	1	C4-SL-3C 25 132	40.0	25	107	132	70	0.810
					1.575	*.984*	*4.240*	*5.197*	*1015*	
		3	1	C4-SL-3C 25 180	40.0	25	155	180	70	0.961
					1.575	*.984*	*6.130*	*7.087*	*1015*	
	32	3	1	C4-570-3C 32 154	40.0	32	131	154	70	1.291
					1.575	*1.260*	*5.173*	*6.063*	*1015*	
		3	1	C4-570-3C 32 224	40.0	32	200	224	70	2.080
					1.575	*1.260*	*7.898*	*8.819*	*1015*	
	40	3	1	C4-570-3C 40 173	40.0	40	173	173	70	1.745
					1.575	*1.575*	*6.811*	*6.811*	*1015*	
		3	1	C4-570-3C 40 288	40.0	40	288	288	70	3.416
					1.575	*1.575*	*11.339*	*11.339*	*1015*	

CXSC=1 to be used with cutting heads with precision coolant
CXSC=3 to be used with cutting heads with internal coolant

For spare parts, visit www.sandvik.coromant.com

D9 D8 D4

Coromant Capto® to CoroTurn® SL damped adaptor



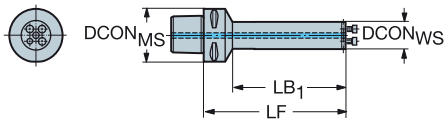

SilentTools®

CZC MS	CZC WS	CNSC	CXSC	Ordering code	Dimensions, mm, inch DCON MS	DCON WS	LB1	LF	BAR PSI	KG
C5	16	3	3	C5-570-3C 16 085	50.0	16	58	85	70	0.632
					1.969	*.630*	*2.303*	*3.346*	*1015*	
	20	3	3	C5-570-3C 20 109	50.0	20	83	109	70	0.744
					1.969	*.787*	*3.287*	*4.291*	*1015*	
	25	3	3	C5-570-3C 25 133	50.0	25	107	133	70	1.000
					1.969	*.984*	*4.240*	*5.236*	*1015*	
		3	3	C5-570-3C 25 180	50.0	25	154	180	70	1.230
					1.969	*.984*	*6.075*	*7.087*	*1015*	
		3	3	C5-570-3C 25 230	50.0	25	201	230	70	1.400
					1.969	*.984*	*7.913*	*9.055*	*1015*	
		3	1	C5-SL-3C 25 133	50.0	25	106	133	70	1.045
					1.969	*.984*	*4.197*	*5.236*	*1015*	
		3	1	C5-SL-3C 25 180	50.0	25	154	180	70	1.223
					1.969	*.984*	*6.075*	*7.087*	*1015*	
		3	1	C5-SL-3C 25 230	50.0	25	200	230	70	1.433
					1.969	*.984*	*7.894*	*9.055*	*1015*	
	32	3	1	C5-570-3C 32 154	50.0	32	129	154	70	1.400
					1.969	*1.260*	*5.102*	*6.063*	*1015*	
		3	1	C5-570-3C 32 224	50.0	32	199	224	70	1.880
					1.969	*1.260*	*7.846*	*8.819*	*1015*	
		3	1	C5-570-3C 32 288	50.0	32	261	288	70	2.400
					1.969	*1.260*	*10.276*	*11.339*	*1015*	
	40	3	1	C5-570-3C 40 194	50.0	40	170	194	70	2.244
					1.969	*1.575*	*6.720*	*7.638*	*1015*	
		3	1	C5-570-3C 40 288	50.0	40	263	288	70	3.620
					1.969	*1.575*	*10.370*	*11.339*	*1015*	
		3	1	C5-570-3C 40 368	50.0	40	344	368	70	4.200
					1.969	*1.575*	*13.563*	*14.488*	*1015*	
	50	3	1	C5-570-3C 50 215	50.0	50	215	215	70	5.470
					1.969	*1.969*	*8.465*	*8.465*	*1015*	
C6	16	3	3	C6-570-3C 16 088	63.0	16	58	88	70	1.016
					2.480	*.630*	*2.303*	*3.465*	*1015*	
	20	3	3	C6-570-3C 20 108	63.0	20	78	108	70	1.000
					2.480	*.787*	*3.091*	*4.252*	*1015*	
	25	3	3	C6-570-3C 25 132	63.0	25	103	132	70	1.356
					2.480	*.984*	*4.055*	*5.197*	*1015*	
		3	3	C6-570-3C 25 180	63.0	25	146	180	70	1.600
					2.480	*.984*	*5.780*	*7.087*	*1015*	
		3	3	C6-570-3C 25 230	63.0	25	197	230	70	1.700
					2.480	*.984*	*7.756*	*9.055*	*1015*	
		3	1	C6-SL-3C 25 132	63.0	25	101	132	70	1.395
					2.480	*.984*	*4.012*	*5.197*	*1015*	
		3	1	C6-SL-3C 25 180	63.0	25	146	180	70	1.597
					2.480	*.984*	*5.780*	*7.087*	*1015*	
		3	1	C6-SL-3C 25 230	63.0	25	196	230	70	1.808
					2.480	*.984*	*7.748*	*9.055*	*1015*	
	32	3	1	C6-570-3C 32 159	63.0	32	129	159	70	1.800
					2.480	*1.260*	*5.110*	*6.260*	*1015*	
		3	1	C6-570-3C 32 224	63.0	32	191	224	70	2.222
					2.480	*1.260*	*7.547*	*8.819*	*1015*	
		3	1	C6-570-3C 32 288	63.0	32	257	288	70	2.700
					2.480	*1.260*	*10.150*	*11.339*	*1015*	

CXSC=1 to be used with cutting heads with precision coolant
CXSC=3 to be used with cutting heads with internal coolant

For spare parts, visit www.sandvik.coromant.com

D9 D8 D4

Coromant Capto® to CoroTurn® SL damped adaptor



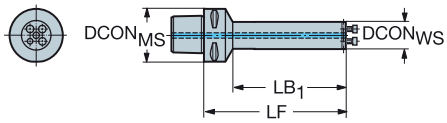

SilentTools®

CZC$_{MS}$	CZC$_{WS}$	CNSC	CXSC	Ordering code	Dimensions, mm, inch DCON$_{MS}$	DCON$_{WS}$	LB$_1$	LF	BAR PSI	KG
C6	40	3	1	C6-570-3C 40 198	63.0	40	169	198	70	2.600
					2.480	*1.575*	*6.669*	*7.795*	*1015*	
		3	1	C6-570-3C 40 288	63.0	40	257	288	70	3.950
					2.480	*1.575*	*10.122*	*11.339*	*1015*	
		3	1	C6-570-3C 40 368	63.0	40	338	368	70	4.200
					2.480	*1.575*	*13.343*	*14.488*	*1015*	
	50	3	1	C6-570-3C 50 239	63.0	50	212	239	70	6.280
					2.480	*1.969*	*8.358*	*9.409*	*1015*	
	60	3	1	C6-570-3C 60 287	63.0	60	263	287	70	9.200
					2.480	*2.362*	*10.358*	*11.299*	*1015*	
C8	25	3	3	C8-570-3C 25 147	80.0	25	107	147	70	2.300
					3.150	*.984*	*4.236*	*5.787*	*1015*	
		3	1	C8-SL-3C 25 147	80.0	25	106	147	70	2.557
					3.150	*.984*	*4.197*	*5.787*	*1015*	
	32	3	1	C8-570-3C 32 172	80.0	32	133	172	70	2.800
					3.150	*1.260*	*5.260*	*6.772*	*1015*	
		3	1	C8-570-3C 32 224	80.0	32	184	224	70	3.620
					3.150	*1.260*	*7.264*	*8.819*	*1015*	
	40	3	1	C8-570-3C 40 224	80.0	40	186	224	70	3.700
					3.150	*1.575*	*7.346*	*8.819*	*1015*	
		3	1	C8-570-3C 40 288	80.0	40	246	288	70	5.250
					3.150	*1.575*	*9.705*	*11.339*	*1015*	
		3	1	C8-570-3C 40 368	80.0	40	330	368	70	5.400
					3.150	*1.575*	*13.028*	*14.488*	*1015*	

CXSC=1 to be used with cutting heads with precision coolant
CXSC=3 to be used with cutting heads with internal coolant

For spare parts, visit www.sandvik.coromant.com

ISO 13399 D9
CNSC CXSC D8
D4

Coromant Capto® to CoroTurn® SL damped adaptor



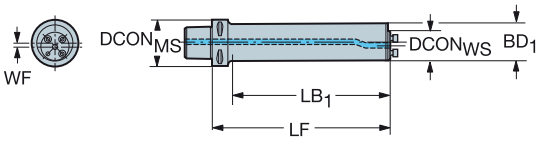

SilentTools®

B

CZCMS	CZCWS	CNSC	CXSC	Ordering code	Dimensions, mm, inch DCONMS	DCONWS	BD1	LB1	LF	WF	BAR PSI	KG
C5	40	3	1	C5-570-3C 50 223-40R/L	50.0	40	50	223	223	5.0	70	3.600
					1.969	*1.575*	*1.969*	*8.780*	*8.780*	*.197*	*1015*	
		3	1	C5-570-3C 50 368-40R/L	50.0	40	50	368	368	5.0	70	6.006
					1.969	*1.575*	*1.969*	*14.488*	*14.488*	*.197*	*1015*	
		3	1	C5-570-3C 50 468-40R/L	50.0	40	50	468	468	0.0	70	10.796
					1.969	*1.575*	*1.969*	*18.425*	*18.425*	*.000*	*1015*	
C6	40	3	1	C6-570-3C 50 247-40R/L	63.0	40	50	222	247	5.0	70	4.200
					2.480	*1.575*	*1.969*	*8.740*	*9.724*	*.197*	*1015*	
		3	1	C6-570-3C 50 368-40R/L	63.0	40	50	341	368	5.0	70	8.490
					2.480	*1.575*	*1.969*	*13.433*	*14.488*	*.197*	*1015*	
		3	1	C6-570-3C 50 468-40R/L	63.0	40	50	440	468	5.0	70	7.400
					2.480	*1.575*	*1.969*	*17.323*	*18.425*	*.197*	*1015*	
		3	1	C6-570-3C 60 295-40R/L	63.0	40	60	273	295	10.0	70	6.800
					2.480	*1.575*	*2.362*	*10.748*	*11.614*	*.394*	*1015*	
		3	1	C6-570-3C 60 448-40R/L	63.0	40	60	424	448	10.0	70	14.370
					2.480	*1.575*	*2.362*	*16.724*	*17.638*	*.394*	*1015*	
		3	1	C6-570-3C 60 568-40R/L	63.0	40	60	545	568	10.0	70	12.200
					2.480	*1.575*	*2.362*	*21.457*	*22.362*	*.394*	*1015*	
C8	40	3	1	C8-570-3C 50 297-40R/L	80.0	40	50	261	297	5.0	70	5.800
					3.150	*1.575*	*1.969*	*10.276*	*11.693*	*.197*	*1015*	
		3	1	C8-570-3C 50 368-40R/L	80.0	40	50	330	368	5.0	70	7.500
					3.150	*1.575*	*1.969*	*13.028*	*14.488*	*.197*	*1015*	
		3	1	C8-570-3C 50 468-40R/L	80.0	40	50	434	468	5.0	70	8.300
					3.150	*1.575*	*1.969*	*17.087*	*18.425*	*.197*	*1015*	
		3	1	C8-570-3C 60 355-40R/L	80.0	40	60	320	355	10.0	70	8.900
					3.150	*1.575*	*2.362*	*12.610*	*13.976*	*.394*	*1015*	
		3	1	C8-570-3C 60 448-40R/L	80.0	40	60	409	448	10.0	70	15.200
					3.150	*1.575*	*2.362*	*16.110*	*17.638*	*.394*	*1015*	
		3	1	C8-570-3C 60 568-40R/L	80.0	40	60	531	568	10.0	70	13.000
					3.150	*1.575*	*2.362*	*20.917*	*22.362*	*.394*	*1015*	

C

CXSC=1 to be used with cutting heads with precision coolant

R = Right hand, L = Left hand

For spare parts, visit www.sandvik.coromant.com

D

D9 D8 D4

SANDVIK Coromant

ENG

Coromant Capto® to CoroTurn® SL damped adaptor

Boring bar for two CoroTurn® SL heads



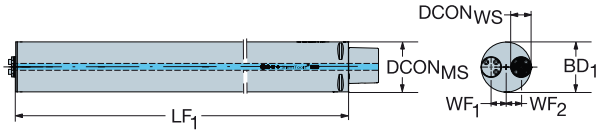

SilentTools®

CZC$_{MS}$	CZC$_{WS}$	CNSC	CXSC	Ordering code	Dimensions, mm, inch DCON$_{MS}$	DCON$_{WS}$	BD$_1$	LB$_1$	LF$_1$	WF$_1$	WF$_2$	BAR PSI	KG
C8	40	3	1	C8-570-3C80365-40-2	80.0	40	80	365	365	20.0	20.0	70	13.100
					3.150	*1.575*	*3.150*	*14.370*	*14.370*	*.787*	*.787*	*1015*	
		3	1	C8-570-3C 80 608-40-2	80.0	40	80	608	608	20.0	20.0	70	28.000
					3.150	*1.575*	*3.150*	*23.937*	*23.937*	*.787*	*.787*	*1015*	
		3	1	C8-570-3C80768-40-2	80.0	40	80	768	768	20.0	20.0	70	28.200
					3.150	*1.575*	*3.150*	*30.236*	*30.236*	*.787*	*.787*	*1015*	
C10	40	3	1	C10-SL3C100968-40-2	100.0	40	100	968	968	30.0	30.0	70	58.000
					3.937	*1.575*	*3.937*	*38.110*	*38.110*	*1.181*	*1.181*	*1015*	
		3	1	C10-SL3C80768-40-2	100.0	40	80	729	768	20.0	20.0	70	29.500
					3.937	*1.575*	*3.150*	*28.701*	*30.236*	*.787*	*.787*	*1015*	

CXSC=1 to be used with cutting heads with precision coolant
For spare parts, visit www.sandvik.coromant.com

D9 D8 D4

Coromant Capto® to CoroTurn® SL damped adaptor

Carbide reinforced boring bar



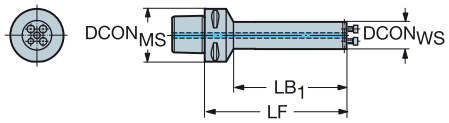

SilentTools®

B

CZCMS	CZCWS	CNSC	CXSC	Ordering code	Dimensions, mm, inch DCONMS	DCONWS	LB1	LF	BAR PSI	KG
C6	25	3	1	C6-SL-3C 25 280 CR-M	63.0	25	248	280	70	6.272
					2.480	*.984*	*9.772*	*11.024*	*1015*	
		3	3	C6-SL3C25280CR	63.0	25	245	280	70	6.279
					2.480	*.984*	*9.646*	*11.024*	*1015*	
	32	3	1	C6-SL3C32352CR	63.0	32	317	352	70	9.520
					2.480	*1.260*	*12.480*	*13.858*	*1015*	
	40	3	1	C6-SL3C40448CR	63.0	40	416	448	70	11.860
					2.480	*1.575*	*16.378*	*17.638*	*1015*	
C8	25	3	1	C8-SL-3C 25 280 CR-M	80.0	25	248	280	70	7.260
					3.150	*.984*	*9.772*	*11.024*	*1015*	
	32	3	1	C8-SL3C32352CR	80.0	32	317	352	70	10.420
					3.150	*1.260*	*12.480*	*13.858*	*1015*	
	40	3	1	C8-SL3C40448CR	80.0	40	416	448	70	13.000
					3.150	*1.575*	*16.378*	*17.638*	*1015*	

C



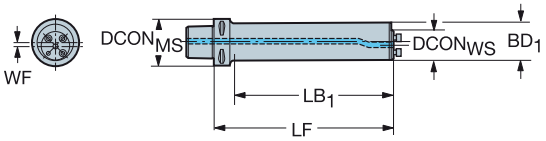

SilentTools®

CZCMS	CZCWS	CNSC	CXSC	Ordering code	Dimensions, mm, inch DCONMS	DCONWS	BD1	LB1	LF	WF	BAR PSI	KG
C8	40	3	1	C8-SL3C50568CR-40R/L	80.0	40	50	528	568	5.0	70	20.000
					3.150	*1.575*	*1.969*	*20.787*	*22.362*	*.197*	*1015*	
		3	1	C8-SL3C60688CR-40R/L	80.0	40	60	648	688	10.0	70	27.000
					3.150	*1.575*	*2.362*	*25.512*	*27.087*	*.394*	*1015*	

D

CXSC=1 to be used with cutting heads with precision coolant
CXSC=3 to be used with cutting heads with internal coolant

R = Right hand, L = Left hand

For spare parts, visit www.sandvik.coromant.com

D9 D8 D4

Coromant Capto® to CoroTurn® SL damped adaptor

Elliptical boring bar



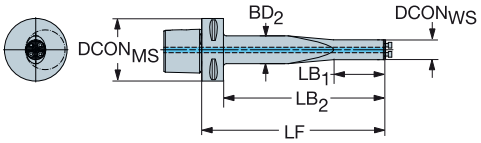

SilentTools®

						Dimensions, mm, inch								
CZC_{MS}	CZC_{WS}	OHX	CNSC	CXSC	Ordering code	$DCON_{MS}$	$DCON_{WS}$	BD_2	LB_1	LB_2	LPR	LF	BAR PSI	KG
C6	16	133.0	3	1	C6-SL-D 23E 133-16	63.0	16	22	46	111	133	133	70	1.321
		5.236				*2.480*	*.630*	*.882*	*1.811*	*4.370*	*5.236*	*5.236*	*1015*	
	20	185.0	3	1	C6-SL-D 28E 185-20	63.0	20	28	52	163	185	185	70	1.569
		7.283				*2.480*	*.787*	*1.102*	*2.047*	*6.417*	*7.283*	*7.283*	*1015*	
	25	255.0	3	1	C6-SL-D 35E 230-25	63.0	25	35	82	233	255	230	70	2.387
		10.039				*2.480*	*.984*	*1.378*	*3.228*	*9.173*	*10.039*	*9.055*	*1015*	
	32	313.0	3	1	C6-SL-D 45E 313-32	63.0	32	45	102	291	313	313	70	3.650
		12.323				*2.480*	*1.260*	*1.772*	*4.016*	*11.456*	*12.323*	*12.323*	*1015*	
	40	393.0	3	1	C6-SL-D 56E 393-40	63.0	40	56	124	371	393	393	70	5.770
		15.472				*2.480*	*1.575*	*2.205*	*4.882*	*14.606*	*15.472*	*15.472*	*1015*	
C8	16	133.0	3	1	C8-SL-D 23E 133-16	80.0	16	22	46	100	133	133	70	2.202
		5.236				*3.150*	*.630*	*.882*	*1.811*	*3.937*	*5.236*	*5.236*	*1015*	
	20	185.0	3	1	C8-SL-D 28E 185-20	80.0	20	28	52	152	185	185	70	2.404
		7.283				*3.150*	*.787*	*1.102*	*2.047*	*5.984*	*7.283*	*7.283*	*1015*	
	25	230.0	3	1	C8-SL-D 35E 230-25	80.0	25	35	64	197	230	230	70	3.246
		9.055				*3.150*	*.984*	*1.378*	*2.520*	*7.755*	*9.055*	*9.055*	*1015*	
	32	313.0	3	1	C8-SL-D 45E 313-32	80.0	32	45	102	283	313	313	70	4.200
		12.323				*3.150*	*1.260*	*1.772*	*4.016*	*11.141*	*12.323*	*12.323*	*1015*	
	40	393.0	3	1	C8-SL-D 56E 393-40	80.0	40	56	124	363	393	393	70	6.624
		15.472				*3.150*	*1.575*	*2.205*	*4.882*	*14.291*	*15.472*	*15.472*	*1015*	

CXSC=1 to be used with cutting heads with precision coolant
For spare parts, visit www.sandvik.coromant.com

D9 D8 D4

Coromant Capto® to CoroTurn® SL damped adaptor

For threading and grooving operations



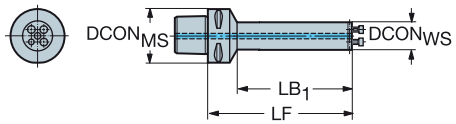

SilentTools®

B

CZCMS	CZCWS	OHX	CNSC	CXSC	Ordering code	Dimensions, mm, inch DCONMS	DCONWS	LB1	LF	BAR PSI	KG
C4	40	120.0	3	1	C4-570-4C 40 120	40.0	40	120	120	70	1.400
		4.724				*1.575*	*1.575*	*4.724*	*4.724*	*1015*	
C5	40	120.0	3	1	C5-570-4C 40 120	50.0	40	98	120	70	1.600
		4.724				*1.969*	*1.575*	*3.858*	*4.724*	*1015*	
C6	40	94.0	3	1	C6-570-4C 40 120	63.0	40	94	120	70	1.900
		3.701				*2.480*	*1.575*	*3.701*	*4.724*	*1015*	



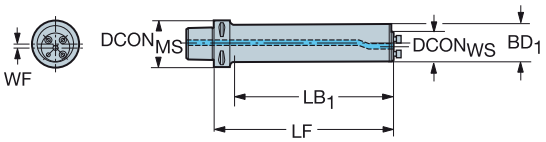

C

SilentTools®

CZCMS	CZCWS	OHX	CNSC	CXSC	Ordering code	Dimensions, mm, inch DCONMS	DCONWS	BD1	LB1	LF	WF	BAR PSI	KG
C5	40	150.0	3	1	C5-570-4C 50 150-40R/L	50.0	40	50	150	150	5.0	70	2.500
		5.906				*1.969*	*1.575*	*1.969*	*5.906*	*5.906*	*.197*	*1015*	
C6	40	150.0	3	1	C6-570-4C 50 150-40R/L	63.0	40	50	122	150	5.0	70	2.800
		5.906				*2.480*	*1.575*	*1.969*	*4.803*	*5.906*	*.197*	*1015*	
		180.0	3	1	C6-570-4C 60 180-40R/L	63.0	40	60	157	180	10.0	70	4.100
		7.087				*2.480*	*1.575*	*2.362*	*6.181*	*7.087*	*.394*	*1015*	
C8	40	147.0	3	1	C8-570-4C 60 180-40R/L	80.0	40	60	147	180	10.0	70	4.900
		5.787				*3.150*	*1.575*	*2.362*	*5.787*	*7.087*	*.394*	*1015*	

CXSC=1 to be used with cutting heads with precision coolant

R = Right hand, L = Left hand

For spare parts, visit www.sandvik.coromant.com

D

D9 D8 D4

Coromant Capto® to CoroTurn® SL quick change damped adaptor



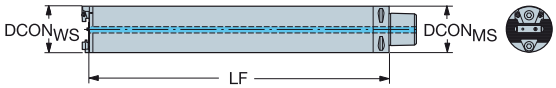

SilentTools®

CZC$_{MS}$	CZC$_{WS}$	CNSC	CXSC	Ordering code	Dimensions, mm, inch DCON$_{MS}$	DCON$_{WS}$	LB$_1$	LF	BAR PSI	KG
C6	80	3	1	C6-570-3C 80 355	63.0	80	355	355	70	9.000
					2.480	*3.150*	*13.976*	*13.976*	*1015*	
C8	80	3	1	C8-570-3C 80 475	80.0	80	475	475	70	17.100
					3.150	*3.150*	*18.701*	*18.701*	*1015*	
C10	80	3	1	C10-570-3C80755-80	100.0	80	714	755	70	29.000
					3.937	*3.150*	*28.110*	*29.724*	*1015*	
	100/80	3	1	C10-570-3C100955-80	100.0	100	955	955	70	55.800
					3.937	*3.937*	*37.598*	*37.598*	*1015*	

CXSC=1 to be used with cutting heads with precision coolant
For spare parts, visit www.sandvik.coromant.com

D9 D8 D4

CoroTurn® 107 damped carbide boring bar for turning

Screw clamp design

Cylindrical with groove for EasyFix sleeve



SilentTools®

KAPR

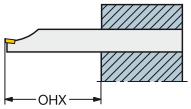

93.0°

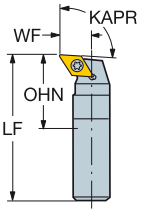



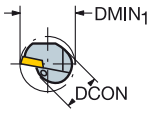

DCMT, DCMX
DCGT, DCGX, DCET

DCMW

Metric version

		CZC$_{MS}$	DMIN$_1$	RMPX	OHX	OHN	Ordering code	DCON	LF	WF	NM	KG	MIID
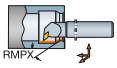	07	10	15.0	27°	100.0	60.0	**F10M-SDUCR/L 07-ER**	10	150.0	9.0	0.9	0.18	DCMT 07 02 04
		12	18.0	27°	120.0	72.0	**F12Q-SDUCR/L 07-ER**	12	180.0	11.0	0.9	0.29	DCMT 07 02 04

For inserts, see Turning tools catalogue

R = Right hand, L = Left hand

Spare parts	
Insert screw	5513 020-03

For complete list of spare parts, see www.sandvik.coromant.com

CoroTurn® 107 damped carbide boring bar for turning

Screw clamp design

Cylindrical with groove for EasyFix sleeve





TCMT, TCMX,
TCGT, TCGX
TCEX

TCMW

KAPR

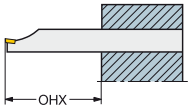

91.0°

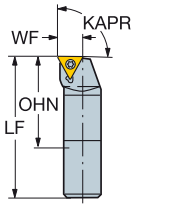

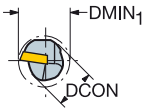

Metric version

		CZC$_{MS}$	DMIN$_1$	OHX	OHN	Ordering code	Dimensions, mm DCON	LF	WF	NM	KG	MIID
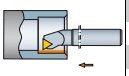	09	10	13.0	100.0	60.0	**F10M-STFCR/L 09-R**	10	150.0	7.0	0.9	0.18	TCMT 09 02 04
		12	16.0	120.0	72.0	**F12Q-STFCR/L 09-R**	12	180.0	9.0	0.9	0.29	TCMT 09 02 04

For inserts, see Turning tools catalogue

R = Right hand, L = Left hand

Spare parts	
Insert screw	
5513 020-05	

For complete list of spare parts, see www.sandvik.coromant.com

Cylindrical shank to CoroTurn® SL damped adaptor



570-3C

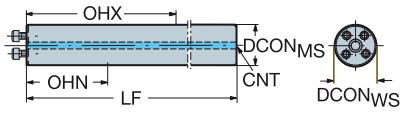

570-3C..-40

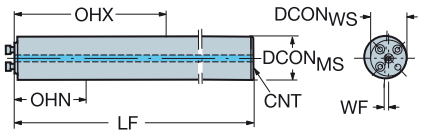

SilentTools®

Metric version

							Dimensions, mm							
CZC_{MS}	CZC_{WS}	OHN	OHX	CNSC	CXSC	Ordering code	$DCON_{MS}$	$DCON_{WS}$	LB_1	LF	WF	CNT	BAR	KG
16	16	55.0	92.0	1	3	570-3C 16 156	16.0	16.0	156.0	156.0	0.0	G1/8	70	0.2
20	20	70.0	120.0	1	3	570-3C 20 200	20.0	20.0	200.0	200.0	0.0	G1/4	70	0.4
25	25	88.0	158.0	1	3	570-3C 25 255	25.0	25.0	255.0	255.0	0.0	G1/4	70	0.9
		155.0	230.0	1	3	570-3C 25 330	25.0	25.0	330.0	330.0	0.0	G1/4	70	1.2
		88.0	158.0	1	1	SL-3C 25 255	25.0	25.0	255.0	255.0	0.0	G1/4	70	0.9
		155.0	230.0	1	1	SL-3C 25 330	25.0	25.0	330.0	330.0	0.0	G1/4	70	1.2
32	32	100.0	192.0	1	1	570-3C 32 320	32.0	32.0	320.0	320.0	0.0	G3/8	70	2.0
		192.0	288.0	1	1	570-3C 32 416	32.0	32.0	416.0	416.0	0.0	G3/8	70	2.6
40	40	128.0	248.0	1	1	570-3C 40 408	40.0	40.0	408.0	408.0	0.0	G1/2	70	3.5
		248.0	368.0	1	1	570-3C 40 528	40.0	40.0	528.0	528.0	0.0	G1/2	70	5.1
50	40	168.0	318.0	1	1	570-3C 50 518-40	50.0	40.0	518.0	518.0	5.0	G1/2	70	7.3
		318.0	468.0	1	1	570-3C 50 668-40	50.0	40.0	668.0	668.0	5.0	G1/2	70	9.3
	50	165.0	310.0	1	1	570-3C 50 510	50.0	50.0	510.3	510.0	0.0	G1/2	70	7.2
		310.0	460.0	1	1	570-3C 50 660	50.0	50.0	660.3	660.0	0.0	G1/2	70	9.1
60	40	208.0	388.0	1	1	570-3C 60 628-40	60.0	40.0	628.0	628.0	10.0	G3/4	70	12.7
		388.0	568.0	1	1	570-3C 60 808-40	60.0	40.0	808.0	808.0	10.0	G3/4	70	16.5
	60	200.0	380.0	1	1	570-3C 60 620	60.0	60.0	620.3	620.0	0.0	G3/4	70	12.6
		380.0	560.0	1	1	570-3C 60 800	60.0	60.0	800.3	800.0	0.0	G3/4	70	16.2

Inch version

								Dimensions, inch								
CZC_{MS}	CZC_{WS}	OHN	OHX	CNSC	CXSC	DSGN	Ordering code	$DCON_{MS}$	$DCON_{WS}$	BD_1	LB_1	LF	WF	CNT	PSI	LBS
5/8	16	2.165	3.583	1	3		A570-3C D10 06-16	.625	.630	.630	6.142	6.142	.000	G1/8	1015	0.5
3/4	20	3.071	4.449	1	3		A570-3C D12 08-20	.750	.787	.787	7.874	7.874	.000	G1/8	1015	0.9
1	25	3.346	6.220	1	3		A570-3C D16 10-25	1.000	.984	1.000	10.197	10.197	.000	G1/4	1015	2.2
		6.102	9.213	1	3		A570-3C D16 13-25	1.000	.984	1.000	13.213	13.213	.000	G1/4	1015	2.9
		3.346	6.220	1	1		SL-3C D16 10-25	1.000	.984	1.000	10.200	10.200	.000	G1/4	1015	2.2
		6.102	9.213	1	1		SL-3C D16 13-25	1.000	.984	1.000	13.213	13.213	.000	G1/4	1015	2.9
1 1/4	32	3.937	7.480	1	1		A570-3C D20 12-32	1.250	1.260	1.250	12.480	12.480	.000	G3/8	1015	4.2
		7.559	11.260	1	1		A570-3C D20 16-32	1.250	1.260	1.250	16.221	16.221	.000	G3/8	1015	5.7
1 1/2	32	5.039	9.252	1	1		A570-3C D24 15-32	1.500	1.260	1.500	15.264	15.264	.120	G1/2	1015	6.6
		9.764	13.740	1	1		A570-3C D24 20-32	1.500	1.260	1.500	19.803	19.803	.120	G1/2	1015	9.7
1 3/4	40	5.748	10.984	1	1	2	A570-3C D28 17-40	1.750	1.575	1.575	4.606	17.028	.088	G1/2	1015	9.4
		10.984	16.221	1	1	2	A570-3C D28 23-40	1.750	1.575	1.575	9.331	23.012	.088	G1/2	1015	13.2
2	40	6.811	12.756	1	1	1	A570-3C D32 21-40	2.000	1.575	2.000	20.784	20.784	.213	G1/2	1015	16.9
		12.520	18.740	1	1	1	A570-3C D32 27-40	2.000	1.575	2.000	26.732	26.732	.213	G1/2	1015	21.8
	50	6.496	12.441	1	1	1	A570-3C D32 20-50	2.000	1.969	2.000	20.430	20.409	.000	G1/2	1015	16.8
		7.870	18.425	1	1	1	A570-3C D32 26-50	2.000	1.969	2.000	26.430	26.417	.000	G1/2	1015	22.5
2 1/2	40	8.189	16.221	1	1	1	A570-3C D40 26-40	2.500	1.575	2.500	26.280	26.280	.465	G3/4	1015	33.9
		15.276	23.701	1	1	1	A570-3C D40 34-40	2.500	1.575	2.500	33.760	33.760	.465	G3/4	1015	44.0
	60	7.870	15.945	1	1	1	A570-3C D40 26-60	2.500	2.362	2.500	25.930	25.925	.000	G3/4	1015	34.2
		9.840	23.425	1	1	1	A570-3C D40 33-60	2.500	2.362	2.500	33.430	33.406	.000	G3/4	1015	45.8

EasyFix for 16-25 mm (5/8 - 1")

CXSC=1 to be used with cutting heads with precision coolant
CXSC=3 to be used with cutting heads with internal coolant

For spare parts, visit www.sandvik.coromant.com

D9 D8 D4

Cylindrical shank to CoroTurn® SL damped adaptor

Carbide reinforced boring bar



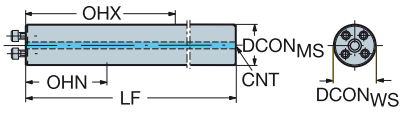

SilentTools®

Metric version

CZC$_{MS}$	CZC$_{WS}$	OHN	OHX	CNSC	CXSC	Ordering code	Dimensions, mm DCON$_{MS}$	DCON$_{WS}$	LF	WF	CNT	BAR	KG
16	16	96.0	140.0	1	3	570-3C 16 204 CR	16.0	16.0	204.0	0.0		70	0.4
20	20	120.0	180.0	1	3	570-3C 20 260 CR	20.0	20.0	260.0	0.0		70	0.8
25	25	230.0	280.0	1	3	570-3C 25 380 CR	25.0	25.0	380.0	0.0	G1/8	70	6.3
		280.0	330.0	1	3	570-3C 25 430 CR	25.0	25.0	430.0	0.0	G1/8	70	6.4
		225.0	280.0	1	1	SL-3C 25 380 CR	25.0	25.0	380.0	0.0	G1/8	70	6.0
		275.0	330.0	1	1	SL-3C 25 430 CR	25.0	25.0	430.0	0.0	G1/8	70	6.2
32	32	288.0	352.0	1	1	570-3C 32 480 CR	32.0	32.0	480.0	0.0	G1/4	70	10.2
		352.0	416.0	1	1	570-3C 32 544 CR	32.0	32.0	544.0	0.0	G1/4	70	10.7
40	40	368.0	448.0	1	1	570-3C 40 608 CR	40.0	40.0	608.0	0.0	G3/8	70	16.5
		448.0	528.0	1	1	570-3C 40 688 CR	40.0	40.0	688.0	0.0	G3/8	70	15.0
50	40	468.0	568.0	1	1	570-3C 50 760-40 CR	50.0	40.0	760.0	5.0	G1/2	70	27.0
		568.0	668.0	1	1	570-3C 50 861-40 CR	50.0	40.0	861.0	5.0	G1/2	70	25.5
60	40	688.0	808.0	1	1	570-3C 60 1040-40 CR	60.0	40.0	1040.0	10.0	G3/4	70	25.8
		588.0	688.0	1	1	570-3C 60 920-40 CR	60.0	40.0	920.0	10.0	G3/4	70	28.0

Inch version

CZC$_{MS}$	CZC$_{WS}$	OHN	OHX	CNSC	CXSC	Ordering code	Dimensions, inch DCON$_{MS}$	DCON$_{WS}$	BD$_1$	LF	PSI	LBS
5/8	16	3.150	5.512	1	3	A570-3C D10 08-16 CR	.625	.630	.638	8.032	1015	1.0
3/4	20	4.016	7.087	1	3	A570-3C D12 10-20 CR	.750	.787	.787	10.236	1015	1.8

EasyFix for 16-25 mm (5/8 - 1")

CXSC=1 to be used with cutting heads with precision coolant
CXSC=3 to be used with cutting heads with internal coolant

For spare parts, visit www.sandvik.coromant.com

D9 D8 D4

Cylindrical shank to CoroTurn® SL damped adaptor

For threading and grooving operations



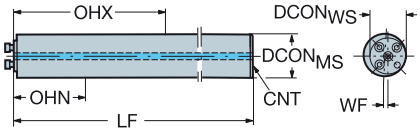

SilentTools®

B

Metric version

CZC$_{MS}$	CZC$_{WS}$	OHN	OHX	CNSC	CXSC	Ordering code	Dimensions, mm DCON$_{MS}$	DCON$_{WS}$	LF	WF	CNT	BAR	KG
40	40	80.0	168.0	1	1	570-4C 40 330	40.0	40.0	330.0	0.0	G1/2	70	3.1
50	40	90.0	218.0	1	1	570-4C 50 430-40	50.0	40.0	430.0	5.0	G1/2	70	6.3
60	40	90.0	510.0	1	1	570-4C 60 510-40	60.0	40.0	510.0	10.0	G3/4	70	10.1

Inch version

CZC$_{MS}$	CZC$_{WS}$	OHN	OHX	CNSC	CXSC	Ordering code	Dimensions, inch DCON$_{MS}$	DCON$_{WS}$	LF	WF	CNT	PSI	LBS
1 1/2	32	3.150	6.220	1	1	A570-4C D24 13-32	1.500	1.260	13.150	.120	G1/2	1015	5.9
1 3/4	40	3.543	7.402	1	1	A570-4C D28 15-40	1.750	1.575	14.921	.088	G1/2	1015	9.2
2	40	3.543	8.819	1	1	A570-4C D32 17-40	2.000	1.575	17.165	.213	G1/2	1015	13.9
2 1/2	40	3.543	11.260	1	1	A570-4C D40 22-40	2.500	1.575	22.047	.463	G3/4	1015	29.0

For spare parts, visit www.sandvik.coromant.com

C

D

D9 D8 D4

Cylindrical shank to CoroTurn® SL quick change damped adaptor



570-3C

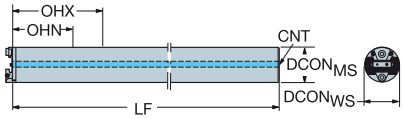

570-3C1xx..R/L

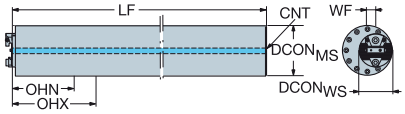

SilentTools®

Metric version

CZC_{MS}	CZC_{WS}	OHN	OHX	CNSC	CXSC	Ordering code	Dimensions, mm $DCON_{MS}$	$DCON_{WS}$	LF	WF	CNT	BAR	NM	KG
80	80	360.0	755.0	1	1	570-3C 80 1200	80.0	80.0	1200.0	0.0	G3/4	70	50	43.4
		360.0	515.0	1	1	570-3C 80 880	80.0	80.0	880.0	0.0	G3/4	70	50	31.3
100	100/80	415.0	655.0	1	1	570-3C 100 1100	100.0	100.0	1100.0	0.0	G3/4	70	50	63.1
		415.0	955.0	1	1	570-3C 100 1500	100.0	100.0	1500.0	0.0	G3/4	70	50	86.6
120	80	795.0	1155.0	1	1	570-3C 120 1900R	120.0	80.0	1900.0	20.0	G3/4	70	50	133.7
130	80	865.0	1255.0	1	1	570-3C 130 2000R	130.0	80.0	2000.0	25.0	G3/4	70	50	192.0
140	80	935.0	1355.0	1	1	570-3C 140 2200R	140.0	80.0	2200.0	30.0	G3/4	70	50	241.0
150	80	1005.0	1455.0	1	1	570-3C 150 2400R	150.0	80.0	2400.0	35.0	G3/4	70	50	252.4
160	80	1075.0	1555.0	1	1	570-3C 160 2600R	160.0	80.0	2600.0	40.0	G3/4	70	50	339.0
180	80	1215.0	1755.0	1	1	570-3C 180 2800R	180.0	80.0	2800.0	50.0	G3/4	70	50	474.0
200	80	1355.0	1955.0	1	1	570-3C 200 3200R	200.0	80.0	3200.0	59.5	G1	70	50	603.9
220	80	1495.0	2155.0	1	1	570-3C 220 3450R	220.0	80.0	3450.0	70.0	G1	70	50	546.0
250	80	1705.0	2455.0	1	1	570-3C 250 4000R	250.0	80.0	4000.0	85.0	G1	70	50	980.1

Inch version

CZC_{MS}	CZC_{WS}	OHN	OHX	CNSC	CXSC	Ordering code	Dimensions, inch $DCON_{MS}$	$DCON_{WS}$	BD_1	LF	WF	CNT	PSI	FT/LBS	LBS
3	80	12.717	19.228	1	1	A570-3C D48 33	3.000	3.150	3.150	33.000	.000	G3/4	1015	36	59.4
		24.803	28.228	1	1	A570-3C D48 45	3.000	3.150	3.150	45.000	.000	G3/4	1015	36	83.4
4	100/80	16.339	26.228	1	1	A570-3C D64 44	4.000	3.937	4.000	44.000	.000	G3/4	1015	36	145.9
		16.339	38.228	1	1	A570-3C D64 60	4.000	3.937	4.000	60.000	.000	G3/4	1015	36	200.2
5	80	31.299	45.472	1	1	A570-3C D80 75R	5.000	3.150	5.000	74.803	.787	G3/4	1015	36	341.0
6	80	39.567	57.284	1	1	A570-3C D96 95R	6.000	3.150	6.000	94.488	1.378	G3/4	1015	36	578.6
8	80	53.347	76.969	1	1	A570-3C D128 126R	8.000	3.150	8.000	125.984	.000	G1	1015	36	1383.8
10	80	67.126	96.654	1	1	A570-3C D160 157R	10.000	3.150	10.000	157.480	.000	G1	1015	36	2266.0

CXSC=1 to be used with cutting heads with precision coolant

R = Right hand

For spare parts, visit www.sandvik.coromant.com

ISO 13399 D9
CNSC CXSC D8
D4

Cylindrical shank to CoroTurn® SL quick change damped adaptor

Carbide reinforced boring bar



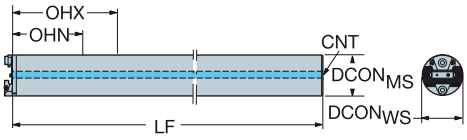

SilentTools®

B

Metric version

CZC$_{MS}$	CZC$_{WS}$	OHN	OHX	CNSC	CXSC	Ordering code	DCON$_{MS}$	DCON$_{WS}$	LF	CNT	BAR	NM	KG
							Dimensions, mm						
80	80	755.0	916.0	1	1	**570-3C 80 1240 CR**	80.0	80.0	1240.0	G3/4	70	50	84.0
		916.0	1076.0	1	1	**570-3C 80 1400 CR**	80.0	80.0	1400.0	G3/4	70	50	80.0
100	100/80	955.0	1155.0	1	1	**570-3C 100 1560 CR**	100.0	100.0	1560.0	G3/4	70	50	125.0
		1155.0	1355.0	1	1	**570-3C 100 1760 CR**	100.0	100.0	1760.0	G3/4	70	50	150.0

CXSC=1 to be used with cutting heads with precision coolant

R = Right hand

For spare parts, visit www.sandvik.coromant.com

C

D

D9 D8 D4

Cylindrical shank to Coromant Capto® damped adaptor



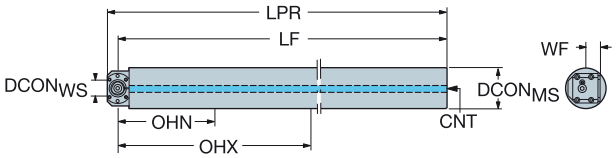

SilentTools®

							Dimensions, mm								
CZC_{MS}	CZC_{WS}	OHN	OHX	CNSC	CXSC	Ordering code	$DCON_{MS}$	$DCON_{WS}$	LB_1	LPR	LF	WF	CNT	BAR	KG
80	C3	298.0	778.0	1	1	CU-3C801200-C3	80.0	32.0	1234.0	1234.0	1215.0	37.0	G3/4	70	58.0
100	C3	378.0	978.0	1	1	CU-3C1001500-C3	100.0	32.0	1534.0	1534.0	1515.0	26.0	G3/4	70	103.0
	C4	373.0	973.0	1	1	CU-3C1001500-C4	100.0	40.0	1544.0	1544.0	1520.0	41.0	G3/4	70	90.0

For spare parts, visit www.sandvik.coromant.com

ISO 13399 D9
CNSC CXSC D8

HSK to CoroTurn® SL damped adaptor



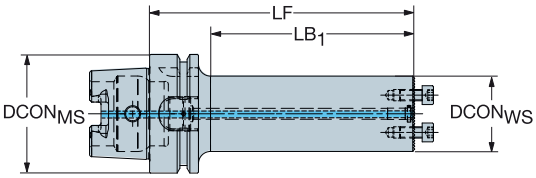

SilentTools®

B

Metric version

CZC MS	CZC WS	CNSC	CXSC	Ordering code	Dimensions, mm, inch DCON MS	DCON WS	LB1	LF	BAR PSI	KG
63	32	1	1	HT06-SL32D-172	63.0	32	143	172	70	1.800
					2.480	1.260	5.630	6.772	1015	
	40	1	1	HT06-SL40D-208	63.0	40	179	208	70	2.700
					2.480	1.575	7.047	8.189	1015	
100	40	1	1	HT10-SL40D-208	100.0	40	176	208	70	4.000
					3.937	1.575	6.929	8.189	1015	

Inch version

CZC MS	CZC WS	CNSC	CXSC	Ordering code	Dimensions, mm, inch DCON MS	DCON WS	BD1	LB1	LF	WF	BAR PSI	KG
63	40	1	1	HT06-SL50D-268-40R	63.0	40	50	239	268	5.0	70	4.600
					2.480	1.575	1.969	9.409	10.551	.197	1015	
100	40	1	1	HT10-SL50D-268-40R	100.0	40	50	236	268	5.0	70	5.800
					3.937	1.575	1.969	9.291	10.551	.197	1015	
		1	1	HT10-SL60D-328-40R	100.0	40	60	296	328	10.0	70	8.700
					3.937	1.575	2.362	11.654	12.913	.394	1015	

C

Available for order 1/3 2018.

For spare parts, visit www.sandvik.coromant.com

D

D9 D8 D4

ENG

CoroTurn® TR head for turning

Screw clamp design

CoroTurn® SL - Precision coolant supply

	TR-SL-D13XCR/L..HP	TR-SL-D13UCR/L..HP
KAPR	62.5°	93.0°
PSIR	27.5°	-3.0°





TR-DC

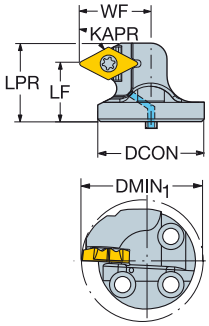

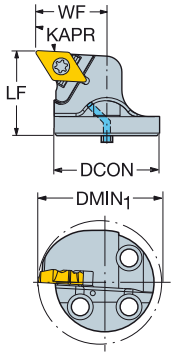

	IC	CZC_{MS}	$DMIN_1$	RMPX	CNSC	Ordering code	DCON	LPR	LF	WF	BAR PSI	NM	KG	MIID
	13	11	32	40.0	27°	1	TR-SL-D13UCR/L-32HP	32		38.0	22.0	80	3.0	0.16	TR-DC1308
				1.575				*1.260*		*1.496*	*.866*	*1160*			
			40	50.0	27°	1	TR-SL-D13UCR/L-40HP	40		38.0	27.0	80	3.0	0.23	TR-DC1308
				1.969				*1.575*		*1.496*	*1.063*	*1160*			
			40	54.0	27°	1	TR-SL-D13UCR/L-40HP32	40		38.0	32.0	80	3.0	0.24	TR-DC1308
				2.126				*1.575*		*1.496*	*1.260*	*1160*			
			40	59.0	27°	1	TR-SL-D13UCR/L-40HP37	40		38.0	37.0	80	3.0	0.24	TR-DC1308
				2.323				*1.575*		*1.496*	*1.457*	*1160*			
			40	63.0	27°	1	TR-SL-D13UCR/L-40HP43	40		38.0	43.0	80	3.0	0.27	TR-DC1308
				2.480				*1.575*		*1.496*	*1.693*	*1160*			
	13	11	32	45.0	60°	1	TR-SL-D13XCR-32HP	32	34.0	27.0	27.0	80	3.0	0.16	TR-DC1308
				1.772				*1.260*	*1.339*	*1.063*	*1.063*	*1160*			
			40	54.0	60°	1	TR-SL-D13XCR/L-40HP32	40	25.7	22.0	32.0	80	3.0	0.20	TR-DC1308
				2.126				*1.575*	*1.012*	*.866*	*1.260*	*1160*			
			40	59.0	60°	1	TR-SL-D13XCR/L-40HP37	40	25.7	22.0	37.0	80	3.0	0.22	TR-DC1308
				2.323				*1.575*	*1.012*	*.866*	*1.457*	*1160*			
			40	63.0	60°	1	TR-SL-D13XCR/L-40HP43	40	25.7	22.0	43.0	80	3.0	0.23	TR-DC1308
				2.480				*1.575*	*1.012*	*.866*	*1.693*	*1160*			
			40	50.0	60°	1	TR-SL-D13XCR-40HP	40	29.5	22.0	29.0	80	3.0	0.19	TR-DC1308
				1.969				*1.575*	*1.161*	*.866*	*1.142*	*1160*			

For inserts, see Turning tools catalogue

R = Right hand, L = Left hand

Spare parts		
Insert screw	Nozzle	Locating tube
5513 020-01	5691 026-03	5638 031-01

For complete list of spare parts, see www.sandvik.coromant.com

A5 D9 D8 D4

CoroTurn® TR head for turning

Screw clamp design

CoroTurn® SL - Precision coolant supply

KAPR 95.0°
PSIR -5.0°





TR-VB

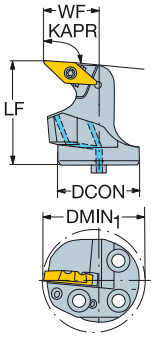

								Dimensions, mm, inch						
											BAR PSI	NM	KG	
			CZC_{MS}	$DMIN_1$	RMPX	CNSC	**Ordering code**	DCON	LF	WF				MIID
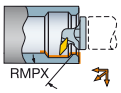	13	8	32	40.0	45°	1	**TR-SL-V13LBR/L-32HP**	32	40.0	22.0	80	2.0	0.17	TR-VB1308
				1.575				*1.260*	*1.575*	*.866*	*1160*			
			40	50.0	45°	1	**TR-SL-V13LBR/L-40HP**	40	38.0	27.0	80	2.0	0.22	TR-VB1308
				1.969				*1.575*	*1.496*	*1.063*	*1160*			

RMPX

For inserts, see Turning tools catalogue

R = Right hand, L = Left hand

Spare parts		
Insert screw	Nozzle	Locating tube
5513 020-64	5691 026-03	5638 031-01

For complete list of spare parts, see www.sandvik.coromant.com

A5 D9 D8 D4

SANDVIK Coromant

ENG

CoroTurn® 107 head for turning

Screw clamp design

CoroTurn® SL - Precision coolant supply

KAPR 95.0°
PSIR -5.0°





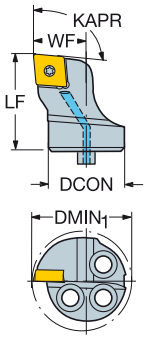

CCMT, CCGT
CCGX, CCET

CCMW

	IC	CZC_{MS}	$DMIN_1$	CNSC	Ordering code	Dimensions, mm, inch DCON	LF	WF	BAR PSI	NM	KG	MIID
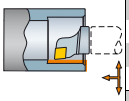	09 3/8	25	32.0	1	**SL-SCLCR/L-25-09HP**	25	20.0	17.0	80	3.0	0.07	CCMT 09 T3 08
			1.260			*.984*	*.787*	*.669*	*1160*			
		32	40.0	1	**SL-SCLCR/L-32-09HP**	32	32.0	22.0	80	3.0	0.13	CCMT 09 T3 08
			1.575			*1.260*	*1.260*	*.866*	*1160*			
	12 1/2	40	50.0	1	**SL-SCLCR/L-40-12HP**	40	38.0	27.0	80	3.0	0.24	CCMT 12 04 08
			1.969			*1.575*	*1.496*	*1.063*	*1160*			

For inserts, see Turning tools catalogue

R = Right hand, L = Left hand

	Spare parts				
Ordering code	Insert screw	Shim	Shim screw	Locating tube	Nozzle
SL-SCLCR/L-25-09HP	5513 020-09			5552 058-02	5691 026-13
SL-SCLCR/L-32-09HP	5513 020-09			5638 031-01	5691 026-13
SL-SCLCR/L-40-12HP	5513 020-18	5322 232-02	5512 090-03	5638 031-01	5691 026-03

For complete list of spare parts, see www.sandvik.coromant.com

A5 D9 D8 D4

CoroTurn® 107 head for turning

Screw clamp design

CoroTurn® SL - Internal coolant supply

KAPR 95.0°
PSIR -5.0°





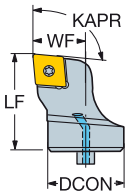

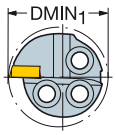

CCMT, CCGT
CCGX, CCET

CCMW

	IC	CZC_{MS}	$DMIN_1$	CNSC	Ordering code	Dimensions, mm, inch DCON	LF	WF	BAR PSI	NM	KG	MIID
06	1/4	16	20.0	1	570-SCLCR/L-16-06	16	20.0	11.0	10	0.9	0.03	CCMT 06 02 04
			.787			*.630*	*.787*	*.433*	*145*			
09	3/8	20	25.0	1	570-SCLCR/L-20-09	20	20.0	13.0	10	3.0	0.05	CCMT 09 T3 08
			.984			*.787*	*.787*	*.512*	*145*			

For inserts, see Turning tools catalogue

R = Right hand, L = Left hand

	Spare parts	
Ordering code	Insert screw	Locating tube
570-SCLCR/L-16-06	5513 020-03	5552 058-01
570-SCLCR/L-20-09	5513 020-09	5552 058-02

For complete list of spare parts, see www.sandvik.coromant.com

A5 D9 D8 D4

ENG

CoroTurn® 107 head for back boring

Screw clamp design

CoroTurn® SL - Precision coolant supply

KAPR 93.0°
PSIR -3.0°





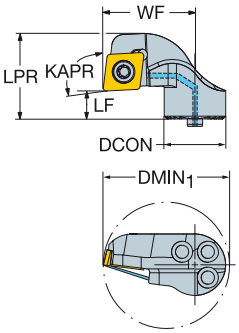

CCMT, CCGT
CCGX, CCET

CCMW

	IC		CZC_{MS}	$DMIN_1$	RMPX	CNSC	Ordering code	Dimensions, mm, inch DCON	LPR	LF	WF	BAR PSI	NM	KG	MIID
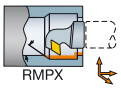 RMPX	09	3/8	16	33.0	7°	1	SL-SCUCR-16-09-16X	16	22.0	7.0	24.0	70	3.0	0.05	CCMT 09 T3 08
				1.299				*.630*	*.866*	*.276*	*.945*	*1015*			
			20	41.0	7°	1	SL-SCUCR-20-09-20X	20	22.0	7.0	30.0	70	3.0	0.07	CCMT 09 T3 08
				1.614				*.787*	*.866*	*.276*	*1.181*	*1015*			
			25	44.0	7°	1	SL-SCUCR-25-09-18X	25	24.0	7.0	30.5	70	3.0	0.09	CCMT 09 T3 08
				1.732				*.984*	*.945*	*.276*	*1.201*	*1015*			
			32	50.0	7°	1	SL-SCUCR-32-09-16X	32	24.0	8.0	32.0	70	3.0	0.12	CCMT 09 T3 08
				1.969				*1.260*	*.945*	*.315*	*1.260*	*1015*			
			40	60.0	7°	1	SL-SCUCR-40-09-18X	40	24.0	8.0	38.0	70	3.0	0.18	CCMT 09 T3 08
				2.362				*1.575*	*.945*	*.315*	*1.496*	*1015*			
			40	68.0	7°	1	SL-SCUCR-40-09-26X	40	24.0	8.0	46.0	70	3.0	0.21	CCMT 09 T3 08
				2.677				*1.575*	*.945*	*.315*	*1.811*	*1015*			

For inserts, see Turning tools catalogue

	Spare parts	
Ordering code	Insert screw	Locating tube
SL-SCUCR-16-09-16X	5513 020-09	5552 058-01
SL-SCUCR-20-09-20X	5513 020-09	5552 058-02
SL-SCUCR-25-09-18X	5513 020-09	5552 058-02
SL-SCUCR-32-09-16X	5513 020-09	5638 031-01
SL-SCUCR-40-09-18X	5513 020-09	5638 031-01
SL-SCUCR-40-09-26X	5513 020-09	5638 031-01

For complete list of spare parts, see www.sandvik.coromant.com

A5 D9 D8 D4

CoroTurn® 107 head for turning

Screw clamp design

CoroTurn® SL - Precision coolant supply





DCMT, DCMX
DCGT, DCGX, DCET
DCMW

	SL-SDXCR/L-DHP	SL-SDUCR/L..HP
KAPR	62.5°	93.0°
PSIR	27.5°	-3.0°

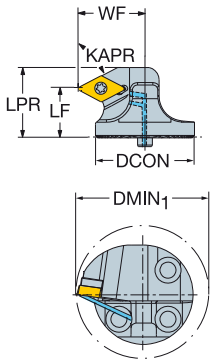

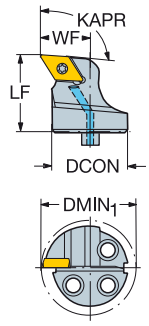

								Dimensions, mm, inch							
		IC	CZC_{MS}	$DMIN_1$	RMPX	CNSC	Ordering code	DCON	LPR	LF	WF	BAR PSI	NM	KG	MIID
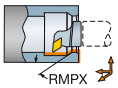	11	3/8	25	32.0	27°	1	SL-SDUCR/L-25-11HP	25		23.0	17.0	80	3.0	0.08	DCMT 11 T3 08
				1.260				*.984*		*.906*	*.669*	*1160*			
			32	40.0	27°	1	SL-SDUCR/L-32-11HP	32		32.0	22.0	80	3.0	0.14	DCMT 11 T3 08
				1.575				*1.260*		*1.260*	*.866*	*1160*			
			40	50.0	27°	1	SL-SDUCR/L-40-11HP	40		32.0	27.0	80	3.0	0.21	DCMT 11 T3 08
				1.969				*1.575*		*1.260*	*1.063*	*1160*			
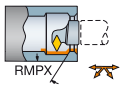	11	3/8	32	40.0	60°	1	SL-SDXCR/L-32-11HP	32	28.0	20.0	22.0	80	3.0	0.12	DCMT 11 T3 08
				1.575				*1.260*	*1.102*	*.787*	*.866*	*1160*			
			40	50.0	60°	1	SL-SDXCR/L-40-11HP	40	28.0	20.0	27.0	80	3.0	0.19	DCMT 11 T3 08
				1.969				*1.575*	*1.102*	*.787*	*1.063*	*1160*			
	07	1/4	25	33.0	60°	1	SL-SDXCR/L-25-07-DHP	25	19.7	15.0	18.0	80	0.9	0.07	DCMT 07 02 04
				1.299				*.984*	*.776*	*.591*	*.709*	*1160*			

For inserts, see Turning tools catalogue

R = Right hand, L = Left hand

	Spare parts				
Ordering code	Insert screw	Shim	Shim screw	Locating tube	Nozzle
SL-SDXCR/L-25-07-DHP	5513 020-03			5552 058-02	5691 026-13
SL-SDUCR/L-25-11HP	5513 020-10			5552 058-02	5691 026-13
SL-SDUCR/L-32-11HP	5513 020-01	5322 263-01	5512 090-01	5638 031-01	5691 026-13
SL-SDXCR/L-32-11HP	5513 020-01	5322 263-01	5512 090-01	5638 031-01	5691 026-13
SL-SDUCR/L-40-11HP	5513 020-01	5322 263-01	5512 090-01	5638 031-01	5691 026-03
SL-SDXCR/L-40-11HP	5513 020-01	5322 263-01	5512 090-01	5638 031-01	5691 026-03

For complete list of spare parts, see www.sandvik.coromant.com

A5 D9 D8 D4

SANDVIK Coromant

ENG

CoroTurn® 107 head for turning

Screw clamp design

CoroTurn® SL - Internal coolant supply





DCMT, DCMX
DCGT, DCGX, DCET
DCMW

	570-SDXCR/L	570-SDUCR/L
KAPR	62.5°	93.0°
PSIR	27.5°	-3.0°

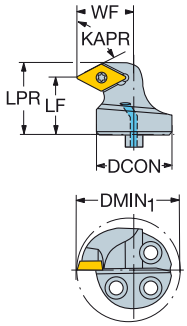

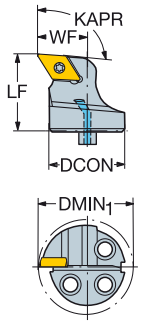

								Dimensions, mm, inch							
		IC	CZC_{MS}	$DMIN_1$	RMPX	CNSC	Ordering code	DCON	LPR	LF	WF	BAR PSI	NM	KG	MIID
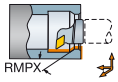	07	1/4	16	20.0	27°	8	570-SDUCR/L-16-07	16		20.0	11.0	10	0.9	0.03	DCMT 07 02 04
				.787				*.630*		*.787*	*.433*	*145*			
	11	3/8	20	25.0	27°	8	570-SDUCR/L-20-11	20		20.0	13.0	10	3.0	0.05	DCMT 11 T3 08
				.984				*.787*		*.787*	*.512*	*145*			
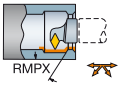	07	1/4	16	22.0	60°	1	570-SDXCR/L-16-07-E	16	18.8	15.0	13.0	10	0.9	0.03	DCMT 07 02 04
				.866				*.630*	*.740*	*.591*	*.512*	*145*			
			20	27.0	60°	1	570-SDXCR/L-20-07-E	20	18.8	15.0	15.0	10	0.9	0.04	DCMT 07 02 04
				1.063				*.787*	*.740*	*.591*	*.591*	*145*			

For inserts, see Turning tools catalogue

R = Right hand, L = Left hand

	Spare parts	
Ordering code	Insert screw	Locating tube
570-SDUCR/L-16-07	5513 020-03	5552 058-01
570-SDXCR/L-16-07-E	5513 020-03	5552 058-01
570-SDXCR/L-20-07-E	5513 020-03	5552 058-02
570-SDUCR/L-20-11	5513 020-09	5552 058-02

For complete list of spare parts, see www.sandvik.coromant.com

A5 D9 D8 D4

CoroTurn® 107 head for back boring

Screw clamp design

CoroTurn® SL - Precision coolant supply

KAPR 93.0°
PSIR -3.0°





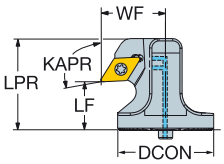

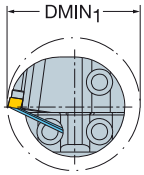

DCMT, DCMX
DCGT, DCGX, DCET
DCMW

	IC		CZC_{MS}	$DMIN_1$	RMPX	CNSC	Ordering code	Dimensions, mm, inch DCON	LPR	LF	WF	BAR PSI	NM	KG	MIID
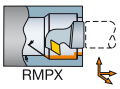 RMPX	11	3/8	32	40.0	27°	1	**SL-SDUCR/L-32-11XHP**	32	37.0	20.0	22.0	80	3.0	0.15	DCMT 11 T3 08
				1.575				*1.260*	*1.457*	*.787*	*.866*	*1160*			
			40	50.0	27°	1	**SL-SDUCR/L-40-11XHP**	40	37.0	20.0	27.0	80	3.0	0.25	DCMT 11 T3 08
				1.969				*1.575*	*1.457*	*.787*	*1.063*	*1160*			
	07	1/4	25	33.0	27°	1	**SL-SDUCR/L-25-07-DXHP**	25	27.9	15.0	18.0	80	0.9	0.09	DCMT 07 02 04
				1.299				*.984*	*1.098*	*.591*	*.709*	*1160*			

For inserts, see Turning tools catalogue

R = Right hand, L = Left hand

	Spare parts				
Ordering code	Insert screw	Shim	Shim screw	Locating tube	Nozzle
SL-SDUCR/L-25-07-DXHP	5513 020-03			5552 058-02	5691 026-13
SL-SDUCR/L-32-11XHP	5513 020-01	5322 263-01	5512 090-01	5638 031-01	5691 026-13
SL-SDUCR/L-40-11XHP	5513 020-01	5322 263-01	5512 090-01	5638 031-01	5691 026-03

For complete list of spare parts, see www.sandvik.coromant.com

A5 D9 D8 D4

SANDVIK Coromant

ENG

CoroTurn® 107 head for back boring

Screw clamp design

CoroTurn® SL - Internal coolant supply

KAPR 93.0°
PSIR -3.0°





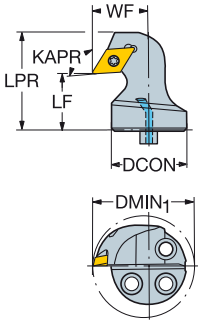

DCMT, DCMX
DCGT, DCGX, DCET
DCMW

								Dimensions, mm, inch							
												BAR PSI	NM	KG	
	07	1/4	16	22.0	27°	1	570-SDUCR/L-16-07-EX	16	26.6	15.0	13.0	10	0.9	0.03	DCMT 07 02 04
				.866				*.630*	*1.047*	*.591*	*.512*	*145*			
RMPX			20	27.0	27°	1	570-SDUCR/L-20-07-EX	20	26.6	15.0	15.0	10	0.9	0.05	DCMT 07 02 04
				1.063				*.787*	*1.047*	*.591*	*.591*	*145*			

For inserts, see Turning tools catalogue

R = Right hand, L = Left hand

	Spare parts	
Ordering code	Insert screw	Locating tube
570-SDUCR/L-16-07-EX	5513 020-03	5552 058-01
570-SDUCR/L-20-07-EX	5513 020-03	5552 058-02

For complete list of spare parts, see www.sandvik.coromant.com

A5 D9 D8 D4

CoroTurn® 107 head for turning

Screw clamp design

CoroTurn® SL - Precision coolant supply

KAPR 91.0°
PSIR -1.0°





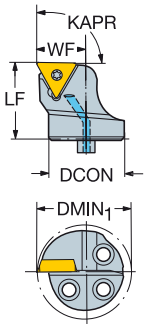

TCMT, TCMX,
TCGT, TCGX
TCEX

TCMW

	IC		CZC_{MS}	$DMIN_1$	CNSC	Ordering code	DCON	LF	WF	BAR PSI	NM	KG	MIID
	11	1/4	25	32.0	1	**SL-STFCR/L-25-11-B1HP**	25	20.0	17.0	80	0.9	0.07	TCMT 11 03 04
				1.260			*.984*	*.787*	*.669*	*1160*			
	16	3/8	32	40.0	1	**SL-STFCR/L-32-16HP**	32	32.0	22.0	80	3.0	0.14	TCMT 16 T3 08
				1.575			*1.260*	*1.260*	*.866*	*1160*			
			40	50.0	1	**SL-STFCR/L-40-16HP**	40	32.0	27.0	80	3.0	0.22	TCMT 16 T3 08
				1.969			*1.575*	*1.260*	*1.063*	*1160*			

Dimensions, mm, inch

For inserts, see Turning tools catalogue

R = Right hand, L = Left hand

	Spare parts				
Ordering code	Insert screw	Shim	Shim screw	Locating tube	Nozzle
SL-STFCR/L-25-11-B1HP	5513 020-03			5552 058-02	5691 026-13
SL-STFCR/L-32-16HP	5513 020-01	5322 320-01	5512 090-01	5638 031-01	5691 026-13
SL-STFCR/L-40-16HP	5513 020-01	5322 320-01	5512 090-01	5638 031-01	5691 026-03

For complete list of spare parts, see www.sandvik.coromant.com

A5 D9 D8 D4

ENG

CoroTurn® 107 head for turning

Screw clamp design

CoroTurn® SL - Internal coolant supply

KAPR 91.0°
PSIR -1.0°





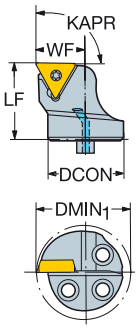

TCMT, TCMX, TCGT, TCGX TCEX

TCMW

		IC	CZC_{MS}	$DMIN_1$	CNSC	Ordering code	Dimensions, mm, inch DCON	LF	WF	NM	KG	MIID
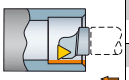	09	7/32	16	20.0	8	570-STFCR/L-16-09	16	20.0	11.0	0.9	0.03	TCMT 09 02 04
				.787			*.630*	*.787*	*.433*			
	11	1/4	16	20.0	8	570-STFCR/L-16-11-B1	16	20.0	11.0	0.9	0.03	TCMT 11 03 04
				.787			*.630*	*.787*	*.433*			
			20	25.0	8	570-STFCR/L-20-11-B1	20	20.0	13.0	0.9	0.04	TCMT 11 03 04
				.984			*.787*	*.787*	*.512*			

B1 = For insert with thickness 03 = 3.18 mm (2 =1/8").

R = Right hand, L = Left hand

For inserts, see Turning tools catalogue

	Spare parts	
Ordering code	Insert screw	Locating tube
570-STFCR/L-16-09	5513 020-05	5552 058-01
570-STFCR/L-16-11-B1	5513 020-03	5552 058-01
570-STFCR/L-20-11-B1	5513 020-03	5552 058-02

For complete list of spare parts, see www.sandvik.coromant.com

A5 D9 D4

CoroTurn® 107 head for turning

Screw clamp design

CoroTurn® SL - Precision coolant supply

	SL-SVPBR/L..LHP	SL-SVLBR/L..HP
KAPR	117.5°	95.0°
PSIR	-27.5°	-5.0°





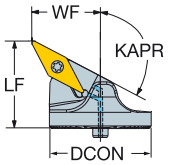

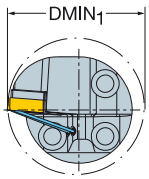

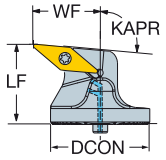

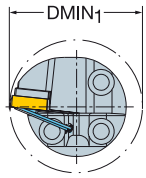

VBMT, VBGT
VCGX, VCEX,
VCGT, VCET

VBMW, VCMW

								Dimensions, mm, inch						
											BAR PSI	NM	KG	
			CZC_{MS}	$DMIN_1$	RMPX	CNSC	Ordering code	DCON	LF	WF				MIID
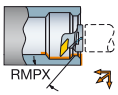	16	3/8	32	40.0	45°	1	**SL-SVLBR/L-32-16HP**	32	32.0	22.0	80	3.0	0.13	VBMT 16 04 08
				1.575				*1.260*	*1.260*	*.866*	*1160*			
			40	50.0	45°	1	**SL-SVLBR/L-40-16HP**	40	32.0	27.0	80	3.0	0.19	VBMT 16 04 08
				1.969				*1.575*	*1.260*	*1.063*	*1160*			
			25	35.0	45°	1	**SL-SVLBR/L-25-16-LFHP**	25	25.0	20.0	80	3.0	0.08	VBMT 16 04 08
				1.378				*.984*	*.984*	*.787*	*1160*			
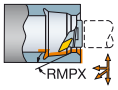	16	3/8	32	40.0	25°	1	**SL-SVPBR/L-32-16-LHP**	32	34.0	22.0	80	3.0	0.12	VBMT 16 04 08
				1.575				*1.260*	*1.339*	*.866*	*1160*			
			40	50.0	25°	1	**SL-SVPBR/L-40-16-LHP**	40	34.0	27.0	80	3.0	0.17	VBMT 16 04 08
				1.969				*1.575*	*1.339*	*1.063*	*1160*			

For inserts, see Turning tools catalogue

R = Right hand, L = Left hand

	Spare parts				
Ordering code	Insert screw	Shim	Shim screw	Locating tube	Nozzle
SL-SVLBR/L-25-16-LFHP	5513 020-10			5552 058-02	5691 026-13
SL-SVLBR/L-32-16HP	5513 020-01	5322 270-01	5512 090-01	5638 031-01	5691 026-13
SL-SVLBR/L-40-16HP	5513 020-01	5322 270-01	5512 090-01	5638 031-01	5691 026-13

For complete list of spare parts, see www.sandvik.coromant.com

A5 D9 D8 D4

ENG

T-Max® P head for turning

Lever clamp design

CoroTurn® SL - Precision coolant supply

KAPR 95.0°
PSIR -5.0°





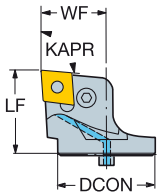

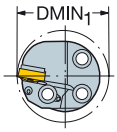

CNMM
CNMG
CNMA, CNGA

	IC	CZC_{MS}	$DMIN_1$	CNSC	Ordering code	Dimensions, mm, inch DCON	LF	WF	BAR PSI	NM	KG	MIID
09	3/8	25	34.0	1	**SL-PCLNR/L-25-09HP-G**	25	28.0	19.0	80	1.7	0.08	CNMG 09 03 08
			1.339			*.984*	*1.102*	*.748*	*1160*			
12	1/2	32	40.0	1	**SL-PCLNR/L-32-12HP**	32	36.0	22.0	80	5.0	0.16	CNMG 12 04 08
			1.575			*1.260*	*1.417*	*.866*	*1160*			
		40	50.0	1	**SL-PCLNR/L-40-12HP**	40	35.0	27.0	80	5.0	0.21	CNMG 12 04 08
			1.969			*1.575*	*1.378*	*1.063*	*1160*			
16	5/8	40	56.0	1	**SL-PCLNR/L-40-16HP**	40	42.0	27.0	80	5.0	0.27	CNMG 16 06 08
			2.205			*1.575*	*1.654*	*1.063*	*1160*			

For inserts, see Turning tools catalogue

R = Right hand, L = Left hand

	Spare parts					
Ordering code	Lever	Screw	Shim	Shim pin	Locating tube	Nozzle
SL-PCLNR/L-25-09HP-G	174.3-845-1	174.3-829			5552 058-02	5691 026-13
SL-PCLNR/L-32-12HP	174.3-848M	174.3-858	171.31-850M	174.3-861	5638 031-01	5691 026-03
SL-PCLNR/L-40-12HP	174.3-841M	174.3-821	171.31-850M	174.3-861	5638 031-01	5691 026-03
SL-PCLNR/L-40-16HP	438.3-840	438.3-831	171.31-852	174.3-864	5638 031-01	5691 026-03

For complete list of spare parts, see www.sandvik.coromant.com

A5 D9 D8 D4

T-Max® P head for turning

Lever clamp design

CoroTurn® SL - Precision coolant supply

KAPR 93.0°
PSIR -3.0°





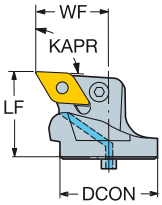

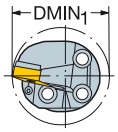

DNMM, DNMX
DNMG
DNMA, DNGA

	IC		CZC_{MS}	$DMIN_1$	RMPX	CNSC	Ordering code	Dimensions, mm, inch DCON	LF	WF	BAR PSI	NM	KG	MIID
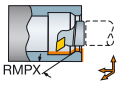	11	3/8	25	38.0	27°	1	**SL-PDUNR/L-25-11HP-G**	25	32.0	21.0	80	2.0	0.10	DNMG 11 04 08
				1.496				*.984*	*1.260*	*.827*	*1160*			
			32	40.0	27°	1	**SL-PDUNR/L-32-11HP**	32	32.0	22.0	80	2.0	0.13	DNMG 11 04 08
				1.575				*1.260*	*1.260*	*.866*	*1160*			
	15	1/2	40	56.0	27°	1	**SL-PDUNR/L-40-15HP**	40	36.0	30.0	80	5.0	0.24	DNMG 15 06 08
				2.205				*1.575*	*1.417*	*1.181*	*1160*			

RMPX

-G indicates altered main dimensions
For inserts, see Turning tools catalogue

R = Right hand, L = Left hand

	Spare parts					
Ordering code	Lever	Screw	Shim	Shim pin	Locating tube	Nozzle
SL-PDUNR/L-25-11HP-G	5432 015-021	438.3-830			5552 058-02	5691 026-13
SL-PDUNR/L-32-11HP	5432 001-01	174.3-820M	5322 255-01	174.3-860	5638 031-01	5691 026-03
SL-PDUNR/L-40-15HP	174.3-847M	174.3-830	171.35-851M	174.3-861	5638 031-01	5691 026-03

For complete list of spare parts, see www.sandvik.coromant.com

A5 D9 D8 D4

ENG

T-Max® P head for turning

Lever clamp design

CoroTurn® SL - Precision coolant supply

KAPR 91.0°
PSIR -1.0°





TNMM, TNMX
TNMG
TNMA, TNGA

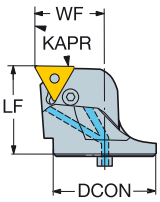

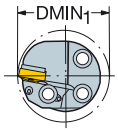

	IC		CZC_{MS}	$DMIN_1$	CNSC	Ordering code	Dimensions, mm, inch DCON	LF	WF	BAR PSI	NM	KG	MIID
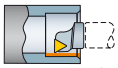	16	3/8	32	40.0	1	**SL-PTFNR/L-32-16HP**	32	35.0	22.0	80	2.0	0.16	TNMG 16 04 08
				1.575			*1.260*	*1.378*	*.866*	*1160*			
			40	50.0	1	**SL-PTFNR/L-40-16HP**	40	35.0	27.0	80	2.0	0.23	TNMG 16 04 08
				1.969			*1.575*	*1.378*	*1.063*	*1160*			

For inserts, see Turning tools catalogue

R = Right hand, L = Left hand

Spare parts					
Lever	Screw	Shim	Shim pin	Locating tube	Nozzle
174.3-840M	174.3-820M	179.3-850M	174.3-860	5638 031-01	5691 026-03

For complete list of spare parts, see www.sandvik.coromant.com

A5 D9 D8 D4

T-Max® P head for turning

Rigid clamp design

CoroTurn® SL - Internal coolant supply

KAPR 93.0°
PSIR -3.0°





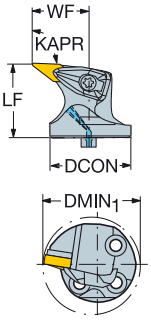

VNMG

								Dimensions, mm, inch						
											BAR PSI	NM	KG	
			CZC_{MS}	$DMIN_1$	RMPX	CNSC	**Ordering code**	DCON	LF	WF				MIID
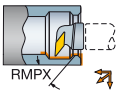	16	3/8	40	52.0	25°	1	**570-DVUNR/L-40-16**	40	36.0	30.0	10	3.0	0.24	VNMG 16 04 08
				2.047				*1.575*	*1.417*	*1.181*	*145*			

For inserts, see Turning tools catalogue

R = Right hand, L = Left hand

Spare parts			
Shim screw	Shim	Clamp set	Locating tube
5513 020-09	5322 269-01	5412 028-061	5638 031-01

For complete list of spare parts, see www.sandvik.coromant.com

A5 D9 D8 D4

SANDVIK Coromant

ENG

CoroThread® 266 head for thread turning

Screw clamp design

CoroTurn® SL - Internal coolant supply



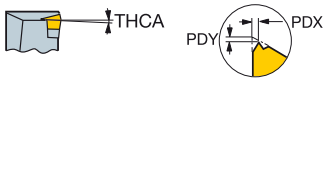



266 R/LL

	IC		CZC_{MS}	$DMIN_1$	CNSC	Ordering code	Dimensions, mm, inch DCON	LF	WF	THCA	BAR PSI	NM	KG	MIID
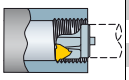	16	3/8	20	25.0	1	**SL-266R/LKF-202514-16**	20	25.0	14.0	1°	10	3.0	0.06	266.LL-16..
				.984			*.787*	*.984*	*.551*	*1°*	*145*			
			25	32.0	1	**SL-266R/LKF-252517-16**	25	25.0	17.0	1°	10	3.0	0.08	266.LL-16..
				1.260			*.984*	*.984*	*.669*	*1°*	*145*			
			32	40.0	1	**SL-266R/LKF-323222-16**	32	32.0	22.0	1°	10	3.0	0.16	266.LL-16..
				1.575			*1.260*	*1.260*	*.866*	*1°*	*145*			
			40	50.0	1	**SL-266R/LKF-403227-16**	40	32.0	27.0	1°	10	3.0	0.22	266.LL-16..
				1.969			*1.575*	*1.260*	*1.063*	*1°*	*145*			
	22	1/2	25	32.0	1	**SL-266R/LKF-252819-22**	25	28.0	19.0	1°	10	5.0	0.09	266.LL-22..
				1.260			*.984*	*1.102*	*.748*	*1°*	*145*			
			32	40.0	1	**SL-266R/LKF-323222-22**	32	32.0	21.9	1°	10	5.0	0.13	266.LL-22..
				1.575			*1.260*	*1.260*	*.862*	*1°*	*145*			
			40	50.0	1	**SL-266R/LKF-403227-22**	40	32.0	26.9	1°	10	5.0	0.20	266.LL-22..
				1.969			*1.575*	*1.260*	*1.059*	*1°*	*145*			
	27	5/8	40	50.0	1	**SL-266R/LKF-403627-27**	40	36.0	26.9	1°	10	7.5	0.23	266.LL-27..
				1.969			*1.575*	*1.417*	*1.059*	*1°*	*145*			

For inserts, see Turning tools catalogue

R = Right hand, L = Left hand

	Spare parts			
Ordering code	Screw	Left hand shim	Right hand shim	Shim screw
SL-266R/LKF-202514-16	5513 020-02			
SL-266R/LKF-252517-16	5513 020-13	5322 389-11	5322 390-11	5512 032-05
SL-266R/LKF-323222-16	5513 020-13	5322 389-11	5322 390-11	5512 032-05
SL-266R/LKF-403227-16	5513 020-13	5322 389-11	5322 390-11	5512 032-05
SL-266R/LKF-252819-22	5513 020-07			
SL-266R/LKF-323222-22	5513 020-26	5322 379-11	5322 380-11	5512 032-04
SL-266R/LKF-403227-22	5513 020-26	5322 379-11	5322 380-11	5512 032-04
SL-266R/LKF-403627-27	5513 020-66	5322 387-11	5322 388-11	5512 032-03

For complete list of spare parts, see www.sandvik.coromant.com

A5 D9 D8 D4

CoroTurn® 107 head for turning

Screw clamp design

CoroTurn® SL Quick Change

KAPR 95.0°
PSIR -5.0°





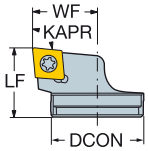

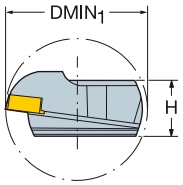

CCMT, CCGT
CCGX, CCET

CCMW

	IC	CZC_{MS}	$DMIN_1$	Ordering code	Dimensions, mm, inch DCON	H	LF	WF	NM	KG	MIID
	09	3/8	32	40.0	SL-SCLCR-32-09-QC	32	14.7	22.0	21.0	3.0	0.08	CCMT 09 T3 08
			1.575			*1.260*	*.579*	*.866*	*.827*			

For inserts, see Turning tools catalogue

Spare parts

Screw	Locating tube	Adjustment screw
5513 020-10	5638 031-01	5514 060-10

For complete list of spare parts, see www.sandvik.coromant.com

A5 D9 D4

ENG

CoroTurn® 107 head for turning

Screw clamp design

CoroTurn® SL Quick Change

KAPR 93.0°
PSIR -3.0°





DCMT, DCMX
DCGT, DCGX, DCET
DCMW

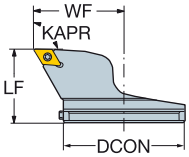

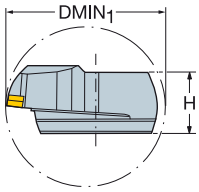

							Dimensions, mm, inch						
		IC	CZC_{MS}	$DMIN_1$	RMPX	Ordering code	DCON	H	LF	WF	NM	KG	MIID
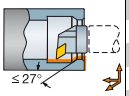	11	3/8	80	100.0	27°	570-SDUCR/L-80-11	80	37.5	45.7	57.0	3.0	0.55	DCMT 11 T3 08
				3.937			*3.150*	*1.476*	*1.799*	*2.244*			

For inserts, see Turning tools catalogue

R = Right hand, L = Left hand

Spare parts			
Insert screw	Shim	Shim screw	Adjustment screw
5513 020-01	5322 263-01	5512 090-01	3214 020-311

For complete list of spare parts, see www.sandvik.coromant.com

A5 D9 D4

CoroTurn® 107 head for turning

Screw clamp design

CoroTurn® SL Quick Change

KAPR	93.0°	62.5°
PSIR	-3.0°	27.5°





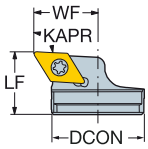

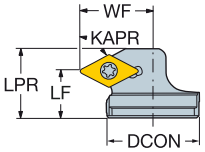

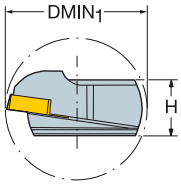

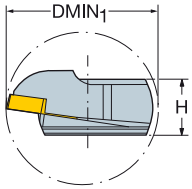

DCMT, DCMX
DCGT, DCGX, DCET

DCMW

	IC	CZC_{MS}	$DMIN_1$	RMPX	Ordering code	DCON	H	LPR	LF	WF	NM	KG	MIID
	11	3/8	32	40.0	27°	**SL-SDUCR-32-11-QC**	32	14.7		20.0	21.0	3.0	0.08	DCMT 11 T3 08
				1.575			*1.260*	*.579*		*.787*	*.827*			
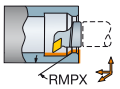	11	3/8	32	40.0	60°	**SL-SDXCR-32-11-QC**	32	14.7	22.0	15.0	24.0	3.0	0.08	DCMT 11 T3 08
				1.575			*1.260*	*.579*	*.866*	*.591*	*.945*			

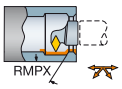

For inserts, see Turning tools catalogue

Spare parts		
Screw	Locating tube	Adjustment screw
5513 020-10	5638 031-01	5514 060-10

For complete list of spare parts, see www.sandvik.coromant.com

A5 D9 D4

CoroTurn® 107 head for back boring

Screw clamp design

CoroTurn® SL Quick Change

KAPR 93.0°
PSIR -3.0°





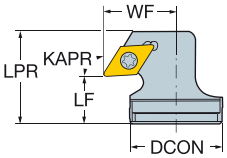

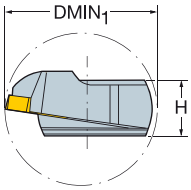

DCMT, DCMX
DCGT, DCGX, DCET

DCMW

							Dimensions, mm, inch							
	IC		CZC_{MS}	$DMIN_1$	RMPX	Ordering code	DCON	H	LPR	LF	WF	NM	KG	MIID
	11	3/8	32	40.0	27°	SL-SDUCR-32-11X-QC	32	14.7	30.0	15.0	24.0	3.0	0.10	DCMT 11 T3 08
				1.575			*1.260*	*.579*	*1.181*	*.591*	*.945*			

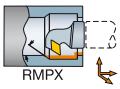

For inserts, see Turning tools catalogue

Spare parts		
Screw	Locating tube	Adjustment screw
5513 020-10	5638 031-01	5514 060-10

For complete list of spare parts, see www.sandvik.coromant.com

A5 D9 D4

CoroTurn® 107 head for turning

Screw clamp design

CoroTurn® SL Quick Change

KAPR 95.0°
PSIR -5.0°





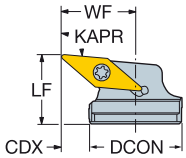

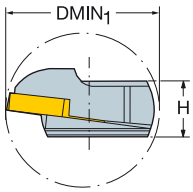

VBMT, VBGT
VCGX, VCEX,
VCGT, VCET

VBMW, VCMW

							Dimensions, mm, inch						
				CZC_{MS}	$DMIN_1$	RMPX	**Ordering code**	DCON	H	LF	WF	NM	KG	MIID
	16	3/8		32	40.0	45°	**SL-SVLBR-32-16-QC**	32	14.7	22.0	24.0	3.0	0.08	VBMT 16 04 08
					1.575			*1.260*	*.579*	*.866*	*.945*			

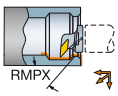

For inserts, see Turning tools catalogue

Spare parts		
Screw	Locating tube	Adjustment screw
5513 020-10	5638 031-01	5514 060-10

For complete list of spare parts, see www.sandvik.coromant.com

A5 D9 D4

ENG

CoroTurn® 107 head for turning

Screw clamp design

CoroTurn® SL quick change

KAPR 95.0°
PSIR -5.0°





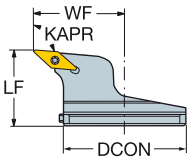

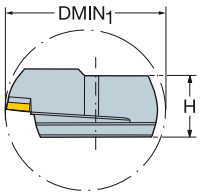

VBMT, VBGT
VCGX, VCEX,
VCGT, VCET

VBMW, VCMW

							Dimensions, mm, inch						
			CZC_{MS}	$DMIN_1$	RMPX	**Ordering code**	DCON	H	LF	WF	NM	KG	MIID
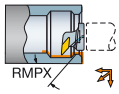	16	3/8	80	100.0	45°	**570-SVLBR/L-80-16**	80	37.5	45.7	57.0	3.0	0.49	VBMT 16 04 08
				3.937			*3.150*	*1.476*	*1.799*	*2.244*			

For inserts, see Turning tools catalogue

R = Right hand, L = Left hand

Spare parts			
Insert screw	Shim	Shim screw	Adjustment screw
5513 020-01	5322 270-01	5512 090-01	3214 020-311

For complete list of spare parts, see www.sandvik.coromant.com

A5 D9 D4

CoroTurn® 107 head for back boring

Screw clamp design

CoroTurn® SL Quick Change

KAPR 95.0°
PSIR -5.0°





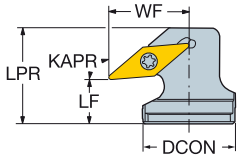

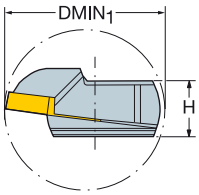

VBMT, VBGT
VCGX, VCEX,
VCGT, VCET

VBMW, VCMW

							Dimensions, mm, inch							
			CZC_{MS}	$DMIN_1$	RMPX	**Ordering code**	DCON	H	LPR	LF	WF	NM	KG	MIID
	16	3/8	32	40.0	45°	**SL-SVLBR-32-16X-QC**	32	14.7	31.0	14.0	26.0	3.0	0.10	VBMT 16 04 08
				1.575			*1.260*	*.579*	*1.220*	*.551*	*1.024*			

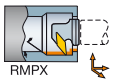

For inserts, see Turning tools catalogue

Spare parts		
Screw	Locating tube	Adjustment screw
5513 020-10	5638 031-01	5514 060-10

For complete list of spare parts, see www.sandvik.coromant.com

A5 D9 D4

ENG

T-Max® P head for turning

Rigid clamp design

CoroTurn® SL Quick Change

KAPR 95.0°
PSIR -5.0°





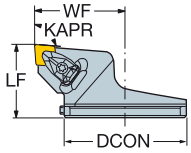

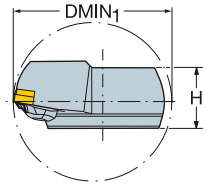

CNMM
CNMG
CNMA, CNGA

	IC	CZC_{MS}	$DMIN_1$	Ordering code	DCON	H	LF	WF	NM	KG	MIID
12	1/2	80	100.0	**570-DCLNR/L-80-12**	80	37.5	45.0	57.0	3.9	0.56	CNMG 12 04 08
			3.937		*3.150*	*1.476*	*1.772*	*2.244*			
16	5/8	80	100.0	**570-DCLNR/L-80-16**	80	37.5	45.0	57.0	6.4	0.60	CNMG 16 06 12
			3.937		*3.150*	*1.476*	*1.772*	*2.244*			

For inserts, see Turning tools catalogue

R = Right hand, L = Left hand

	Spare parts			
Ordering code	Shim screw	Shim	Clamp set	Adjustment screw
570-DCLNR/L-80-12	5513 020-02	5322 236-03	5412 028-021	5514 060-12
570-DCLNR/L-80-16	5513 020-07	5322 234-03	5412 028-031	5514 060-12

For complete list of spare parts, see www.sandvik.coromant.com

A5 D9 D4

T-Max® P head for turning

Rigid clamp design

CoroTurn® SL Quick Change

	570-DDXNR/L-80	570-DDUNR/L-80
KAPR	62.5°	93.0°
PSIR	27.5°	-3.0°





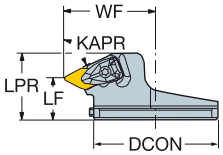

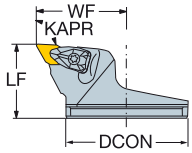

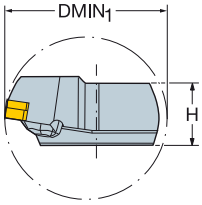

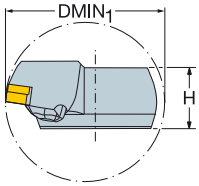

DNMM, DNMX
DNMG
DNMA, DNGA

	IC	CZC_{MS}	$DMIN_1$	RMPX	Ordering code	DCON	H	LPR	LF	WF	NM	KG	MIID
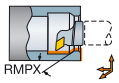	1/2	80	100.0	27°	**570-DDUNR/L-80-15**	80	37.5		45.0	57.0	3.9	0.55	DNMG 15 06 08
			3.937			*3.150*	*1.476*		*1.772*	*2.244*			
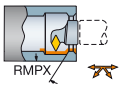	1/2	80	100.0	60°	**570-DDXNR/L-80-15**	80	37.5	40.3	25.0	57.0	3.9	0.50	DNMG 15 06 08
			3.937			*3.150*	*1.476*	*1.587*	*.984*	*2.244*			

For inserts, see Turning tools catalogue

R = Right hand, L = Left hand

	Spare parts			
Ordering code	Shim screw	Shim	Clamp set	Adjustment screw
570-DDUNR/L-80-15	5513 020-02	5322 266-02	5412 028-021	5514 060-12
570-DDXNR/L-80-15	5513 020-02	5322 266-02	5412 028-021	5514 060-12

For complete list of spare parts, see www.sandvik.coromant.com

A5 D9 D4

T-Max® P head for back boring

Rigid clamp design

CoroTurn® SL Quick Change

KAPR 93.0°
PSIR -3.0°





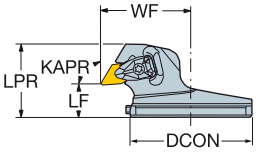

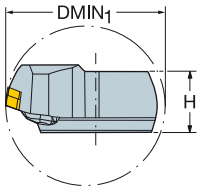

DNMM, DNMX
DNMG
DNMA, DNGA

	IC	CZC$_{MS}$	DMIN$_1$	RMPX	Ordering code	DCON	H	LPR	LF	WF	NM	KG	MIID
						Dimensions, mm, inch							
	15	1/2	80	100.0	27°	**570-DDUNR/L-80-15X**	80	37.5	45.0	20.0	57.0	3.9	0.55	DNMG 15 06 08
				3.937			*3.150*	*1.476*	*1.772*	*.787*	*2.244*			

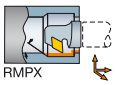

For inserts, see Turning tools catalogue

R = Right hand, L = Left hand

Spare parts			
Shim screw	Shim	Clamp set	Adjustment screw
5513 020-02	5322 266-02	5412 028-021	5514 060-12

For complete list of spare parts, see www.sandvik.coromant.com

A5 D9 D4

T-Max® P head for turning

Rigid clamp design

CoroTurn® SL Quick Change

KAPR	75.0°
PSIR	15.0°





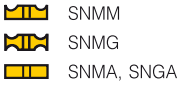

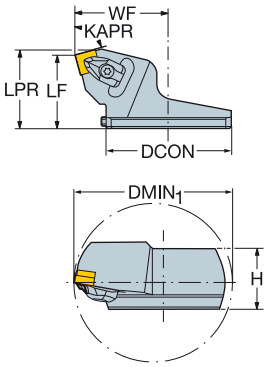

						Dimensions, mm, inch							
	IC	CZC_{MS}	$DMIN_1$	RMPX	Ordering code	DCON	H	LPR	LF	WF	NM	KG	MIID
	15	5/8	80	100.0	10°	570-DSKNR/L-80-15	80	37.5	48.1	45.0	57.0	6.4	0.60	SNMG 15 06 12
				3.937			*3.150*	*1.476*	*1.892*	*1.772*	*2.244*			

For inserts, see Turning tools catalogue

R = Right hand, L = Left hand

Spare parts			
Shim screw	Shim	Clamp set	Adjustment screw
5513 020-07	5322 425-03	5412 028-031	5514 060-12

For complete list of spare parts, see www.sandvik.coromant.com

A5 D9 D4

ENG

T-Max® P head for turning

Rigid clamp design

CoroTurn® SL Quick Change

KAPR 91.0°
PSIR -1.0°





TNMM, TNMX
TNMG
TNMA, TNGA

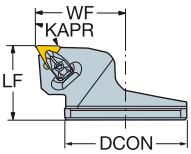

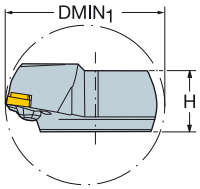

	IC	CZC_{MS}	$DMIN_1$	Ordering code	DCON	H	LF	WF	NM	KG	MIID
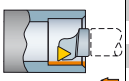	16 3/8	80	100.0	**570-DTFNR/L-80-16**	80	37.5	45.0	57.0	1.7	0.60	TNMG 16 04 08
			3.937		*3.150*	*1.476*	*1.772*	*2.244*			

Dimensions, mm, inch

For inserts, see Turning tools catalogue

R = Right hand, L = Left hand

	Spare parts			
Ordering code	Shim screw	Shim	Clamp set	Adjustment screw
570-DTFNR/L-80-16	5513 020-04	5322 316-01	5412 028-011	5514 060-12

For complete list of spare parts, see www.sandvik.coromant.com

A5 D9 D4

T-Max® P head for back boring

Rigid clamp design

CoroTurn® SL Quick Change

KAPR 93.0°
PSIR -3.0°





VNMG

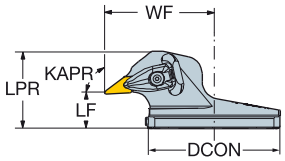

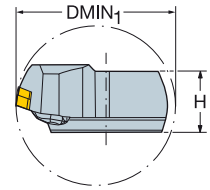

							Dimensions, mm, inch							
												NM	KG	
			CZC_{MS}	$DMIN_1$	RMPX	Ordering code	DCON	H	LPR	LF	WF			MIID
	16	3/8	80	100.0	30°	**570-DVUNR/L-80-16X**	80	37.5	45.0	20.0	64.0	3.0	0.55	VNMG 16 04 08
				3.937			*3.150*	*1.476*	*1.772*	*.787*	*2.520*			

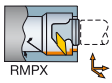

For inserts, see Turning tools catalogue

R = Right hand, L = Left hand

Spare parts			
Shim screw	Shim	Clamp set	Adjustment screw
5513 020-09	5322 269-01	5412 028-061	5514 060-12

For complete list of spare parts, see www.sandvik.coromant.com

A5 D9 D4

SANDVIK Coromant

CoroThread® 266 head for thread turning

Screw clamp design

CoroTurn® SL quick change





266 R/LL

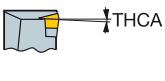

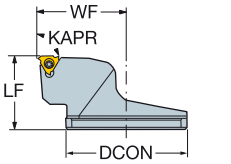

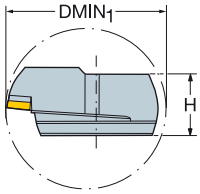

	IC		CZC_{MS}	$DMIN_1$	Ordering code	Dimensions, mm, inch DCON	H	LF	WF	THCA	NM	KG	MIID
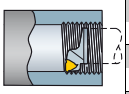	16	3/8	80	100.0	SL-266RKF-80-16-QC	80	37.5	45.0	58.5	1°	3.0	0.58	266.RL-16..
				3.937		*3.150*	*1.476*	*1.772*	*2.303*	*1°*			
	22	1/2	80	100.0	SL-266RKF-80-22-QC	80	37.5	45.0	58.5	1°	5.0	0.56	266.RL-22..
				3.937		*3.150*	*1.476*	*1.772*	*2.303*	*1°*			
	27	5/8	80	100.0	SL-266RKF-80-27-QC	80	37.5	45.0	58.5	1°	7.5	0.55	266.RL-27..
				3.937		*3.150*	*1.476*	*1.772*	*2.303*	*1°*			

For inserts, see Turning tools catalogue

	Spare parts		
Ordering code	Screw	Right hand shim	Shim screw
SL-266R/LKF-80-16-QC	5513 020-13	5322 390-11	5512 032-05
SL-266RKF-80-22-QC	5513 020-26	5322 380-11	5512 032-04
SL-266RKF-80-27-QC	5513 020-66	5322 388-11	5512 032-03

For complete list of spare parts, see www.sandvik.coromant.com

A5 D9 D4

Coromant Capto® to CoroChuck™ 935



DSGN 3a

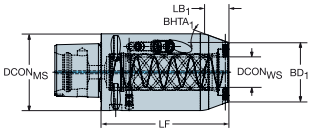

3b

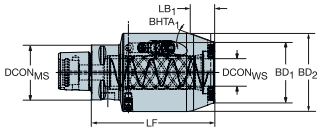

6

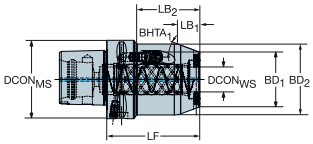

Metric bore

						Dimensions, mm, inch								
CZC_{MS}	CZC_{WS}	CNSC	CXSC	DSGN	Ordering code	$DCON_{MS}$	$DCON_{WS}$	BD_1	BD_2	LB_1	LB_2	LF	BAR PSI	KG
C4	20	3	1	3b	935-C4-EF20-090	40.0	20	43	57	18	90	90	80	1.320
						1.575	*.787*	*1.728*	*2.244*	*.709*	*3.543*	*3.543*	*1160*	
C5	20	3	1	3b	935-C5-EF20-090	50.0	20	43	57	18	90	90	80	1.520
						1.969	*.787*	*1.728*	*2.244*	*.709*	*3.543*	*3.543*	*1160*	
	25	3	1	3b	935-C5-EF25-110	50.0	25	48	63	20	110	110	80	2.080
						1.969	*.984*	*1.906*	*2.480*	*.787*	*4.330*	*4.331*	*1160*	
C6	20	3	1	6	935-C6-EF20-075	63.0	20	43	57	18	51	75	80	1.550
						2.480	*.787*	*1.728*	*2.244*	*.709*	*2.007*	*2.953*	*1160*	
	25	3	1	3a	935-C6-EF25-105	63.0	25	48	63	20	105	105	80	2.280
						2.480	*.984*	*1.906*	*2.480*	*.787*	*4.133*	*4.134*	*1160*	
C8	20	3	1	6	935-C8-EF20-075	80.0	20	43	57	18	41	75	80	2.410
						3.150	*.787*	*1.728*	*2.244*	*.709*	*1.614*	*2.953*	*1160*	
	25	3	1	6	935-C8-EF25-090	80.0	25	48	63	20	56	90	80	2.740
						3.150	*.984*	*1.906*	*2.480*	*.787*	*2.204*	*3.543*	*1160*	

Inch bore

						Dimensions, mm, inch								
CZC_{MS}	CZC_{WS}	CNSC	CXSC	DSGN	Ordering code	$DCON_{MS}$	$DCON_{WS}$	BD_1	BD_2	LB_1	LB_2	LF	BAR PSI	KG
C6	3/4	3	1	6	935-C6-EFA12-075	63.0	19	43	57	18	51	75	80	1.570
						2.480	*.750*	*1.728*	*2.244*	*.709*	*2.007*	*2.953*	*1160*	
	1	3	1	3a	935-C6-EFA16-105	63.0	25	48	63	20	105	105	80	2.270
						2.480	*1.000*	*1.906*	*2.480*	*.787*	*4.133*	*4.134*	*1160*	
C8	3/4	3	1	6	935-C8-EFA12-075	80.0	19	43	57	18	41	75	80	2.430
						3.150	*.750*	*1.728*	*2.244*	*.709*	*1.614*	*2.953*	*1160*	
	1	3	1	6	935-C8-EFA16-090	80.0	25	48	63	20	56	90	80	2.720
						3.150	*1.000*	*1.906*	*2.480*	*.787*	*2.204*	*3.543*	*1160*	

Available for order 1/3 2018.
For spare parts, visit www.sandvik.coromant.com

D9 D8 D4

Cylindrical shank with flats to CoroChuck™ 935



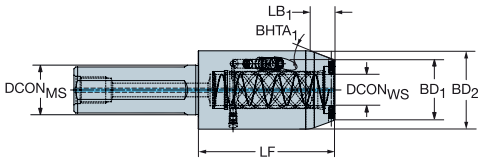

Metric bore

CZC$_{MS}$	CZC$_{WS}$	CNSC	CXSC	Ordering code	Dimensions, mm, inch DCON$_{MS}$	DCON$_{WS}$	H	BD$_1$	BD$_2$	LB$_1$	LF	BAR PSI	KG
40	20	1	1	**935-L40-EF20-070**	40.0	20	37	43	57	18	70	80	1.920
					1.575	*.787*	*1.457*	*1.728*	*2.244*	*.709*	*2.756*	*1160*	
	25	1	1	**935-L40-EF25-110**	40.0	25	37	48	63	20	110	80	2.950
					1.575	*.984*	*1.457*	*1.906*	*2.480*	*.787*	*4.331*	*1160*	
50	20	1	1	**935-L50-EF20-070**	50.0	20	47	53	57	18	70	80	2.740
					1.969	*.787*	*1.850*	*2.122*	*2.244*	*.709*	*2.756*	*1160*	
	25	1	1	**935-L50-EF25-090**	50.0	25	47	48	63	20	90	80	3.320
					1.969	*.984*	*1.850*	*1.906*	*2.480*	*.787*	*3.543*	*1160*	

Inch bore

CZC$_{MS}$	CZC$_{WS}$	CNSC	CXSC	Ordering code	Dimensions, mm, inch DCON$_{MS}$	DCON$_{WS}$	H	BD$_1$	BD$_2$	LB$_1$	LF	BAR PSI	KG
2	3/4	1	1	**935-LA32-EFA12-070**	50.8	19	47	43	57	18	70	80	2.800
					2.000	*.750*	*1.850*	*1.728*	*2.244*	*.709*	*2.756*	*1160*	
	1	1	1	**935-LA32-EFA16-090**	50.8	25	47	48	63	20	90	80	3.330
					2.000	*1.000*	*1.850*	*1.906*	*2.480*	*.787*	*3.543*	*1160*	

Available for order 1/3 2018.
For spare parts, visit www.sandvik.coromant.com

D9 D8 D4

HSK to CoroChuck™ 935



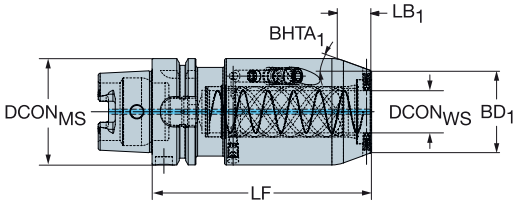

Metric bore

CZC$_{MS}$	CZC$_{WS}$	CNSC	CXSC	Ordering code	Dimensions, mm, inch DCON$_{MS}$	DCON$_{WS}$	BD$_1$	BD$_2$	LB$_1$	LB$_2$	LF	BAR PSI	KG
63	20	1	1	935-HT06-EF20-110	63.0	20	43	57	18	84	110	80	1.950
					2.480	*.787*	*1.728*	*2.244*	*.709*	*3.309*	*4.331*	*1160*	
	25	1	1	935-HT06-EF25-130	63.0	25	48	63	20	130	130	80	2.500
					2.480	*.984*	*1.906*	*2.480*	*.787*	*5.118*	*5.118*	*1160*	

VDI to CoroChuck™ 935



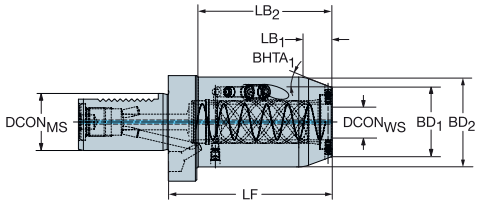

Metric bore

CZC$_{MS}$	CZC$_{WS}$	CNSC	CXSC	Ordering code	Dimensions, mm, inch DCON$_{MS}$	DCON$_{WS}$	BD$_1$	BD$_2$	LB$_1$	LB$_2$	LF	BAR PSI	KG
40	20	1	1	935-VDI40-EF20-090	40.0	20	43	57	18	70	90	80	2.380
					1.575	*.787*	*1.728*	*2.244*	*.709*	*2.755*	*3.543*	*1160*	
	25	1	1	935-VDI40-EF25-115	40.0	25	48	63	20	95	115	80	3.070
					1.575	*.984*	*1.906*	*2.480*	*.787*	*3.740*	*4.528*	*1160*	
50	20	1	1	935-VDI50-EF20-070	50.0	20	43	57	18	45	70	80	2.980
					1.969	*.787*	*1.728*	*2.244*	*.709*	*1.771*	*2.756*	*1160*	
	25	1	1	935-VDI50-EF25-100	50.0	25	48	63	20	75	100	80	3.670
					1.969	*.984*	*1.906*	*2.480*	*.787*	*2.952*	*3.937*	*1160*	

Available for order 1/3 2018.
For spare parts, visit www.sandvik.coromant.com

D9 D8 D4

CoroTurn® SL to Coromant Capto® adaptor with Quick change



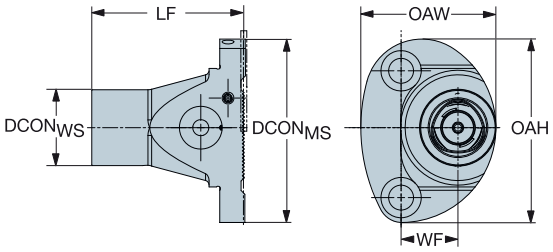

CZC_{MS}	CZC_{WS}	CNSC	CXSC	Ordering code	Dimensions, mm, inch $DCON_{MS}$	$DCON_{WS}$	H	LB_1	LF	WF	OAW	OAH	BAR PSI	NM	KG
80	C3	1	1	C3-QC-SL80-R	80.0	32	37	24	64	24.0	57	77	150	35	0.580
					3.150	*1.260*	*1.476*	*.965*	*2.520*	*.945*	*2.244*	*3.047*	*2175*		
100	C3	1	1	C3-QC-SL100-R	100.0	32	37	24	64	34.0	80	76	150	35	0.720
					3.937	*1.260*	*1.476*	*.965*	*2.520*	*1.339*	*3.150*	*3.012*	*2175*		

CoroTurn® SL reduction adaptor



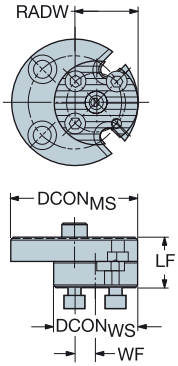

CZC_{MS}	CZC_{WS}	CNSC	CXSC	Ordering code	Dimensions, mm, inch $DCON_{MS}$	$DCON_{WS}$	BD_1	LB_1	LF	WF	OAW	RADW	KG
40	32	1	1	570-40 22-32	40.0	32	50	22	22	8.0	44	24	0.200
					1.575	1.260	1.969	.866	.866	.315	1.732	.945	
50	32	1	1	570-50 23-32	50.0	32	50	11	23	9.0	50	25	0.234
					1.969	1.260	1.969	.449	.906	.354	1.969	.984	
	40	1	1	570-50 23-40	50.0	40	50	11	23	10.0	55	30	0.276
					1.969	1.575	1.969	.449	.906	.394	2.165	1.181	
60	40	1	1	570-60 23-40	60.0	40	60	11	23	10.0	60	30	0.400
					2.362	1.575	2.362	.449	.906	.394	2.362	1.181	

For spare parts, visit www.sandvik.coromant.com

D9 D8

CoroTurn® SL quick change to CoroTurn® SL adaptor



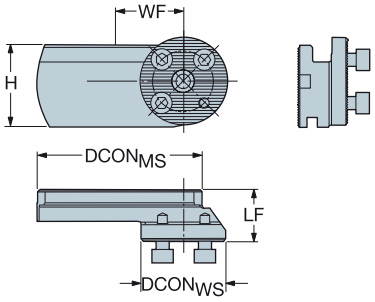

CZCMS	CZCWS	Ordering code	Dimensions, mm, inch DCONMS	DCONWS	H	LF	WF	HF	KG
80	40	570-80 23-40R/L	80.0	40	37	23	70.0	20	0.392
			3.150	*1.575*	*1.476*	*.906*	*2.756*	*.787*	



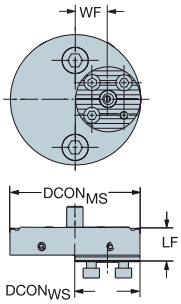

CZCMS	CZCWS	CNSC	CXSC	Ordering code	Dimensions, mm, inch DCONMS	DCONWS	H	LF	WF	BAR PSI	KG
80	40	1	1	570-80 20 20-40R	80.0	40	37	20	20.0	80	0.820
					3.150	*1.575*	*1.476*	*.787*	*.787*	*1160*	
100	40	1	1	570-100 20 30-40R	100.0	40	37	20	30.0	80	1.184
					3.937	*1.575*	*1.476*	*.787*	*1.181*	*1160*	

CoroTurn® SL to CoroTurn® SL quick change adaptor



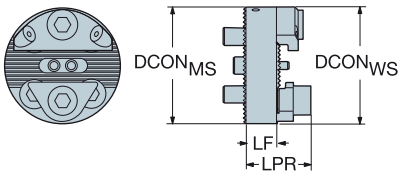

CZCMS	CZCWS	CNSC	CXSC	Ordering code	Dimensions, mm, inch DCONMS	DCONWS	LPR	LF	BAR PSI	KG
32	32	1	2	SL-32 11-32-QC	32.0	32	19	11	70	0.110
					1.260	*1.260*	*.768*	*.433*	*1015*	
40	32	1	2	SL-40 12-32-QC	40.0	32	21	12	70	0.171
					1.575	*1.260*	*.859*	*.472*	*1015*	

For spare parts, visit www.sandvik.coromant.com

R = Right hand, L = Left hand

D9 D8 D4

CoroTurn® SL quick change to CoroTurn® SL70 adaptor



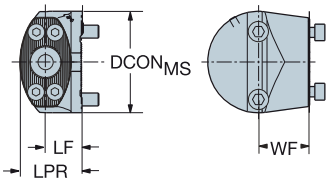

CZC_{MS}	CZC_{WS}	CNSC	CXSC	Ordering code	Dimensions, mm, inch DCON	H	LPR	LF	WF	BAR PSI	KG
80	70	1	1	**SL70-80 40-RF**	80	37	48	28	40.0	70	1.380
					3.150	*1.476*	*1.890*	*1.102*	*1.575*	*1015*	



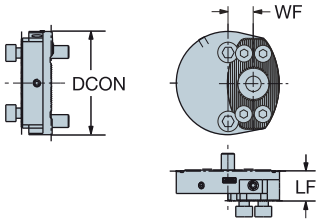

CZC_{MS}	CZC_{WS}	CNSC	CXSC	Ordering code	Dimensions, mm, inch DCON	H	LF	WF	BAR PSI	KG
80	70	1	1	**SL70-80 23-RG**	80	37	23	20.0	80	1.000
					3.150	*1.476*	*.906*	*.787*	*1160*	

For spare parts, visit www.sandvik.coromant.com

D9 D8 D4

CoroTurn® SL to rectangular shank adaptor



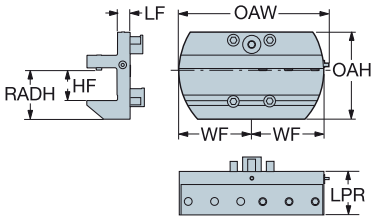

B

CZC_{MS}	CZC_{WS}	CNSC	CXSC	Ordering code	Dimensions, mm, inch B	H	LPR	LF	WF	HF	OAW	OAH	RADH	BAR PSI	KG
122 x 105	32 x 32	1	2	570-200 3232-M	122	105	55	23	97.4	32	205	115	60	80	9.660
					4.803	*4.134*	*2.165*	*.906*	*3.835*	*1.260*	*8.071*	*4.528*	*2.362*	*1160*	

CoroTurn® SL quick change to rectangular shank adaptor



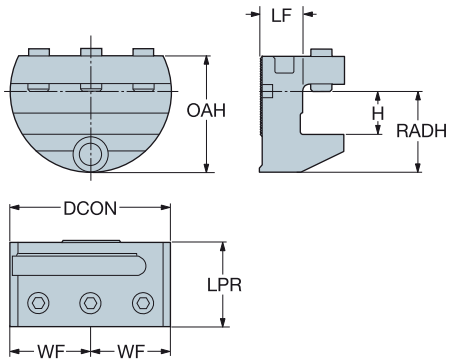

C

CZC_{MS}	CZC_{WS}	Ordering code	Dimensions, mm, inch DCON	H	LPR	LF	WF	HF	OAW	OAH	KG
80	20 x 20	570-80 20 2020R	80	37	40	20	38.5	20	77	56	0.783
			3.150	*1.476*	*1.575*	*.787*	*1.516*	*.787*	*3.032*	*2.205*	

For spare parts, visit www.sandvik.coromant.com

D

D9 D8 D4

Centre height setting tool

The new setting tool can be used to set the correct centre height of the cutting edge for cylindrical CoroTurn® SL boring bars.

Procedure for correct usage:

- Attach setting tool to serrated edge of cylindrical boring bar
- Twist the boring bar to the right position
- When the bubble is in the centre position, the bar is parallel and ready to use

The easy-to-use setting tool offers a quick and simple method to achieve the correct setting of large boring bars over 25 mm (.984 inch) diameter. This setting tool can also be used for bars in multi-task machines.



Attach to bar using serrated edge.



Twist bar to achieve the correct centre height





When the bubble is in the correct position, the bar is parallel.

Ordering code: SL-CHS-01

Cover plate



Accessories (to be ordered separately)

CZC_{WS}	Ordering code
25	SL25-CP
32	SL32-CP
40	SL40-CP

EasyFix™

Sleeves for cylindrical bars

Benefits and features

- Fast set-up time
- Simple to use
- Extended tool life
- Excellent surface finish
- Correct cutting edge centre height and position



Precision coolant

The slot in the cylindrical sleeve is metallic sealed which allows the existing coolant supply system to be used. The metallic sealing offers good performance also for high coolant pressure.

- Silicon sealing for coolant pressures up to 20 bar (290 psi)
- Metallic sealing for coolant pressure up to 150 bar (2200 psi)

Always correct centre height

Spring plunger solution (spring loaded ball) in the sleeve and the bar groove gives correct centre height of the insert every time you make a tool set-up.



ENG

Cylindrical sleeve with EasyFix™ positioning

ISO 9766

Metallic sealed for high pressure coolant through tool



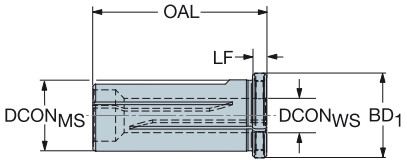

Metric version

					Dimensions, mm							
CZC_{MS}	CZC_{WS}	CNSC	CXSC	Ordering code	$DCON_{MS}$	$DCON_{WS}$	BD_1	H	OAL	LF	BAR	KG
16	5	1	1	EF-16-05	16	5	21	14	48	5	150	0.130
	6	1	1	EF-16-06	16	6	21	14	48	5	150	0.110
	8	1	1	EF-16-08	16	8	21	14	48	5	150	0.100
	10	1	1	EF-16-10	16	10	21	14	48	5	150	0.080
	12	1	1	EF-16-12	16	12	21	14	48	5	150	0.065
20	5	1	1	EF-20-05	20	5	25	18	55	5	150	0.120
	6	1	1	EF-20-06	20	6	25	18	55	5	150	0.118
	8	1	1	EF-20-08	20	8	25	18	55	5	150	0.115
	10	1	1	EF-20-10	20	10	25	18	55	5	150	0.109
	12	1	1	EF-20-12	20	12	25	18	55	5	150	0.099
	16	1	1	EF-20-16	20	16	25	18	55	5	150	0.080
25	5	1	1	EF-25-05	25	5	30	23	61	5	150	0.208
	6	1	1	EF-25-06	25	6	30	23	61	5	150	0.199
	8	1	1	EF-25-08	25	8	30	23	61	5	150	0.200
	10	1	1	EF-25-10	25	10	30	23	61	5	150	0.190
	12	1	1	EF-25-12	25	12	30	23	61	5	150	0.178
	16	1	1	EF-25-16	25	16	30	23	61	5	150	0.150
	20	1	1	EF-25-20	25	20	30	23	61	5	150	0.080
32	5	1	1	EF-32-05	32	5	36	30	65	5	150	0.344
	6	1	1	EF-32-06	32	6	36	30	65	5	150	0.345
	8	1	1	EF-32-08	32	8	36	30	65	5	150	0.340
	10	1	1	EF-32-10	32	10	36	30	65	5	150	0.350
	12	1	1	EF-32-12	32	12	36	30	65	5	150	0.332
	16	1	1	EF-32-16	32	16	36	30	65	5	150	0.299
	20	1	1	EF-32-20	32	20	36	30	65	5	150	0.269
	25	1	1	EF-32-25	32	25	36	30	65	5	150	0.120
40	5	1	1	EF-40-05	40	5	44	38	75	5	150	0.606
	6	1	1	EF-40-06	40	6	44	38	75	5	150	0.604
	8	1	1	EF-40-08	40	8	44	38	75	5	150	0.620
	10	1	1	EF-40-10	40	10	44	38	75	5	150	0.632
	12	1	1	EF-40-12	40	12	44	38	75	5	150	0.629
	16	1	1	EF-40-16	40	16	44	38	75	5	150	0.587
	20	1	1	EF-40-20	40	20	44	38	75	5	150	0.562
	25	1	1	EF-40-25	40	25	44	38	75	5	150	0.461

Inch version

					Dimensions, mm, inch							
CZC_{MS}	CZC_{WS}	CNSC	CXSC	Ordering code	$DCON_{MS}$	$DCON_{WS}$	BD_1	H	OAL	LF	PSI	LBS
1	1/4	1	1	EF-A16-A04	1.000	.250	1.181	.941	2.402	.197	2175	.453
	5/16	1	1	EF-A16-A05	1.000	.313	1.181	.941	2.402	.197	2175	.447
	3/8	1	1	EF-A16-A06	1.000	.375	1.181	.941	2.402	.197	2175	.440
	1/2	1	1	EF-A16-A08	1.000	.500	1.181	.941	2.402	.197	2175	.394
	5/8	1	1	EF-A16-A10	1.000	.625	1.181	.941	2.402	.197	2175	.345
1 1/4	1/4	1	1	EF-A20-A04	1.250	.250	1.417	1.191	2.559	.197	2175	.792
	5/16	1	1	EF-A20-A05	1.250	.313	1.417	1.191	2.559	.197	2175	.748
	3/8	1	1	EF-A20-A06	1.250	.375	1.417	1.191	2.559	.197	2175	.752
	1/2	1	1	EF-A20-A08	1.250	.500	1.417	1.191	2.559	.197	2175	.706
	5/8	1	1	EF-A20-A10	1.250	.625	1.417	1.191	2.559	.197	2175	.647
	3/4	1	1	EF-A20-A12	1.250	.750	1.417	1.191	2.559	.197	2175	.609
1 1/2	1/4	1	1	EF-A24-A04	1.500	.250	1.732	1.441	2.953	.197	2175	1.243
	5/16	1	1	EF-A24-A05	1.500	.313	1.732	1.441	2.953	.197	2175	1.232
	3/8	1	1	EF-A24-A06	1.500	.375	1.732	1.441	2.953	.197	2175	1.225
	1/2	1	1	EF-A24-A08	1.500	.500	1.732	1.441	2.953	.197	2175	1.177
	5/8	1	1	EF-A24-A10	1.500	.625	1.732	1.441	2.953	.197	2175	1.122
	3/4	1	1	EF-A24-A12	1.500	.750	1.732	1.441	2.953	.197	2175	1.133
	1	1	1	EF-A24-A16	1.500	1.000	1.732	1.441	2.953	.197	2175	.858

ISO 13399

D9

CNSC CXSC

D8

Cylindrical sleeve with EasyFix™ positioning



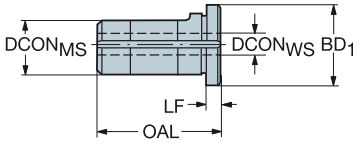

Metric version

CZC_{MS}	CZC_{WS}	CNSC	CXSC	Ordering code	Dimensions, mm $DCON_{MS}$	$DCON_{WS}$	BD_1	H	LSC	OAL	LF	BAR	KG
32	20	1	1	132L-3220085-B	32	20	38	30	80.0	85	5	20	0.326
40	20	1	1	132L-4020105-B	40	20	46	38	105.0	105	5	20	0.758
	25	1	1	132L-4025105-B	40	25	46	38	105.0	105	5	20	0.620
50	20	1	1	132L-5020125-B	50	20	56	47	125.0	125	5	20	1.576
	25	1	1	132L-5025125-B	50	25	56	47	125.0	125	5	20	1.396

Inch version

CZC_{MS}	CZC_{WS}	CNSC	CXSC	Ordering code	Dimensions, inch $DCON_{MS}$	$DCON_{WS}$	BD_1	H	LSC	OAL	LF	PSI	LBS
1	16	1	1	132L-1616050-B	1.000	.630	1.236	.921	2.165	2.165	.197	290	.321

Groove for EasyFix sleeve is available on all cylindrical boring bars in diameter. 5-25 mm (.197-1.000 inch)

D9 D8

ENG

Cylindrical split sleeve

Screw down (No EasyFix)



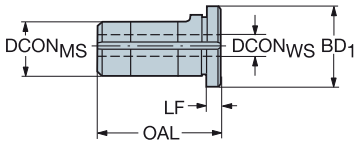

Metric version

					Dimensions, mm							
CZC_{MS}	CZC_{WS}	CNSC	CXSC	**Ordering code**	$DCON_{MS}$	$DCON_{WS}$	BD_1	LSC	OAL	LF	BAR	KG
40	32	1	1	**132L-40-32**	40	32	50	123.0	128	5	150	0.430
50	32	1	1	**132L-50-32**	50	32	60	123.0	128	5	150	1.100
	40	1	1	**132L-50-40**	50	40	60	160.0	160	5	150	0.840
60	32	1	1	**132L-60-32**	60	32	70	128.0	128	5	150	1.900
	40	1	1	**132L-60-40**	60	40	70	160.0	160	5	150	1.900
	50	1	1	**132L-60-50**	60	50	70	195.0	200	5	150	1.300

Inch version

					Dimensions, inch							
CZC_{MS}	CZC_{WS}	CNSC	CXSC	**Ordering code**	$DCON_{MS}$	$DCON_{WS}$	BD_1	LSC	OAL	LF	PSI	LBS
1 1/2	1 1/4	1	1	**132L-A24-A20**	1.500	1.250	1.894	5.000	5.000	.197	2175	.726
2	1 1/4	1	1	**132L-A32-A20**	2.000	1.250	2.394	4.803	5.000	.197	2175	2.640
	1 1/2	1	1	**132L-A32-A24**	2.000	1.500	2.394	5.803	6.000	.197	2175	2.200
2 1/2	1 1/4	1	1	**132L-A40-A20**	2.500	1.250	2.894	5.000	5.000	.197	2175	5.060
	1 1/2	1	1	**132L-A40-A24**	2.500	1.500	2.894	5.803	6.000	.197	2175	5.060
	2	1	1	**132L-A40-A32**	2.500	2.000	2.894	7.803	8.000	.197	2175	3.740

Screw down (No EasyFix)

ISO 13399 D9

CNSC CXSC D8

Milling

Silent Tools™ for milling

Maximize your milling cutter productivity

Working with rotating tools differ from turning, where you have a boring bar in a rigid tool post. Most considerations for successful operations are however the same, such as workpiece set-up and machine stability. Make the most out of your milling operation with Silent Tools.



Silent Tools™ arbor milling adaptors

The Silent Tools arbor milling adaptors are available for a large number of cutting concepts and for a wide range of applications, including long reach face milling, deep shoulder and side milling, cavity milling, slot milling and profiling. Undersized adaptors with nominal diameter cutters are first choice for greatest productivity in deep cavities, while nominal diameter adaptors are available for maximum stiffness and capacity for oversized diameter cutters.

Vibration-free groove milling

CoroMill® QD with Silent Tools provide you the required reach and vibration can be kept at bay up to six times bar diameter. Add a cutter with light-cutting insert geometries for an ideal solution for reducing vibration when milling grooves with long overhangs. Apply CoroMill QD with Silent Tools for long-reach, internal or external groove milling or for slitting of tubes, casings and sleeves.

High reliability in large machining centres with Coromant EH

Silent Tools adaptors are suitable for cavity and profile milling in deep molds, Pelton wheels, Francis blades and impellers. Choose between CoroMill® 216 and CoroMill® 316 ball nose, CoroMill® 300 with round inserts or CoroMill® 415 high feed cutters with Coromant EH machine side interface.

SilentTools®



CoroMill® 390 with integrated damping

By integrating Silent Tools technology into the extra-long, extremely versatile CoroMill 390 end mills, you can easily stabilize your machining process while maintaining required surface finish and high-quality components.

The combination offers unrivalled productivity with small diameter milling cutters on slender, undersized shanks. Available for insert sizes 07 and 11 for minimized vibration and increased output.

Cutters

CoroMill® 390 damped square shoulder milling cutter B5-B6

Adaptors

Coromant Capto® to Coromant EH damped adaptor B7

Coromant Capto® to damped arbor adaptor B8-B9

Coromant Capto® to arbor with driving screws damped adaptor B10

HSK to damped arbor adaptor B11

ENG

CoroMill® 390 damped square shoulder milling cutter

Coromant Capto®

KAPR 90°



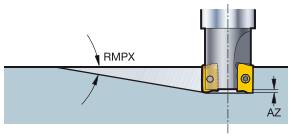

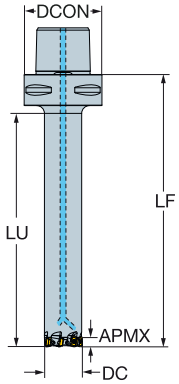

SilentTools®

Metric version

DC		CZC$_{MS}$	APMX$_{EFW}$	APMX$_{FFW}$	RMPX	AZ	CNSC		Ordering code	Dimensions, mm DCON	LF	LU	KG	RPMX	CICT	MIID
20.0	07	C5	2.0	5.80	2°	0.5	3	5	R390-020C5D-07H145	50.0	145.0	120.0	0.92	20000	5	390R-07..
	07	C6	2.0	5.80	2°	0.5	3	5	R390-020C6D-07H147	63.0	147.0	120.0	1.25	20000	5	390R-07..
	11	C5	5.5	10.00	5°	1.0	3	2	R390-020C5D-11L145	50.0	145.0	120.0	0.91	20000	2	R390-11..
	11	C6	5.5	10.00	5°	1.0	3	2	R390-020C6D-11L147	63.0	147.0	120.0	1.24	20000	2	R390-11..
25.0	07	C5	2.0	5.80	1°	0.5	3	7	R390-025C5D-07H175	50.0	175.0	150.0	1.19	20000	7	390R-07..
	07	C6	2.0	5.80	1°	0.5	3	7	R390-025C6D-07H177	63.0	177.0	150.0	1.52	20000	7	390R-07..
	11	C5	5.5	10.00	5°	1.0	3	2	R390-025C5D-11L175	50.0	175.0	150.0	1.19	20000	2	R390-11..
	11	C6	5.5	10.00	5°	1.0	3	2	R390-025C6D-11L177	63.0	177.0	150.0	1.53	20000	2	R390-11..
32.0	07	C5	2.0	5.80	1°	0.5	3	8	R390-032C5D-07H217	50.0	217.0	192.0	1.82	15000	8	390R-07..
	07	C6	2.0	5.80	1°	0.5	3	8	R390-032C6D-07H219	63.0	219.0	192.0	2.15	15000	8	390R-07..
	11	C5	3.6	10.00	5°	1.0	3	2	R390-032C5D-11L217	50.0	217.0	192.0	1.83	15000	2	R390-11..
	11	C6	5.5	10.00	3°	1.0	3	2	R390-032C6D-11L219	63.0	219.0	192.0	2.17	15000	2	R390-11..

For inserts, see Rotating tools catalogue

		Spare parts
DC		Insert screw
20.00-32.00	07	5513 020-82
20.00	11	5513 020-36
25.00-32.00	11	5513 020-35

For complete list of spare parts, see www.sandvik.coromant.com

B7 D9 D8

CoroMill® 390 damped square shoulder milling cutter

Cylindrical shank



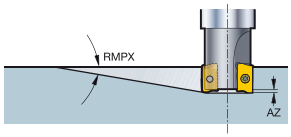

KAPR 90°

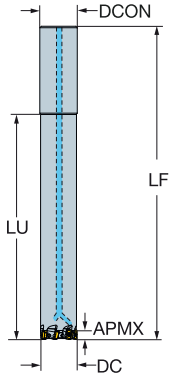

B

SilentTools®

Metric version

DC		CZC_{MS}	APMX	RMPX	AZ	CNSC		Ordering code	Dimensions, mm DCON	LF	LU	KG	RPMX	CICT	MIID
20.0	07	20	5.8	2°	0.5	1	5	**R390-020A20D-07H**	20.0	173.0	120.0	0.71	20000	5	390R-07..
	11	20	10.0	5°	1.0	1	2	**R390-020A20D-11L**	20.0	173.0	120.0	0.73	20000	2	R390-11..
25.0	07	25	5.8	1°	0.5	1	7	**R390-025A25D-07H**	25.0	209.0	150.0	0.96	20000	7	390R-07..
	11	25	10.0	5°	1.0	1	2	**R390-025A25D-11L**	25.0	209.0	150.0	0.95	20000	2	R390-11..
32.0	07	32	5.8	1°	0.5	1	8	**R390-032A32D-07H**	32.0	255.0	192.0	1.74	15000	8	390R-07..
	11	32	10.0	3°	1.0	1	2	**R390-032A32D-11L**	32.0	255.0	192.0	1.48	15000	2	R390-11..

For inserts, see Rotating tools catalogue

C

		Spare parts
DC		Insert screw
20.00-32.00	07	5513 020-82
20.00	11	5513 020-36
25.00-32.00	11	5513 020-35

For complete list of spare parts, see www.sandvik.coromant.com

D

D9 D8

ISO 13399 CNSC CXSC

SANDVIK Coromant

ENG

Coromant Capto® to Coromant EH damped adaptor

DSGN 12

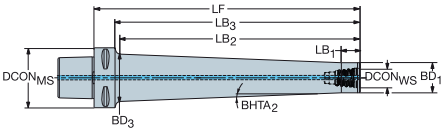

DSGN 7

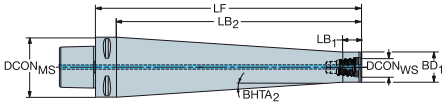



SilentTools®

Metric version

CZC$_{MS}$	CZC$_{WS}$	CNSC	CXSC	DSGN	Ordering code	Dimensions, mm, inch DCON$_{MS}$	DCON$_{WS}$	LF	LB$_1$	LB$_2$	LB$_3$	LB$_4$	BD$_1$	BD$_3$	BD$_4$	BHTA$_2$	BHTA$_3$	BAR PSI	KG
C4	E16	3	1	12	**C4-EH16D-175**	40.0	15.4	175.0	3.0	150.0	155.0	175.0	19.5	29.7	40.0	2°	45°	70	1.05
						1.575	*.606*	*6.890*	*.118*	*5.906*	*6.102*	*6.890*	*.768*	*1.169*	*1.575*			*1015*	
C5	E20	3	1	12	**C5-EH20D-185**	50.0	19.2	185.0	3.0	159.0	165.0	185.0	24.0	33.8	50.0	1°	53°	70	1.53
						1.969	*.756*	*7.283*	*.118*	*6.260*	*6.496*	*7.283*	*.945*	*1.331*	*1.969*			*1015*	
	E25	3	1	7	**C5-EH25D-280**	50.0	24.1	280.0	20.0	260.0	280.0		31.7	50.0		2°	0°	70	5.29
						1.969	*.949*	*11.024*	*.787*	*10.236*	*11.024*		*1.248*	*1.969*				*1015*	
C6	E25	3	1	12	**C6-EH25D-280**	63.0	24.1	280.0	20.0	252.0	258.0	280.0	31.7	49.7	63.0	2°	67°	70	5.68
						2.480	*.949*	*11.024*	*.787*	*9.921*	*10.158*	*11.024*	*1.248*	*1.957*	*2.480*			*1015*	
	E25	3	1	12	**C6-EH25D-340**	63.0	24.1	340.0	20.0	313.0	317.8	340.0	31.7	54.7	63.0	2°	61°	70	7.00
						2.480	*.949*	*13.386*	*.787*	*12.323*	*12.512*	*13.386*	*1.248*	*2.154*	*2.480*			*1015*	
C8	E25	3	1	12	**C8-EH25D-420**	80.0	24.1	420.0	8.0	384.0	390.0	420.0	31.7	61.7	80.0	2°	71°	70	10.61
						3.150	*.949*	*16.535*	*.315*	*15.118*	*15.354*	*16.535*	*1.248*	*2.429*	*3.150*			*1015*	

For spare parts, visit www.sandvik.coromant.com

ISO 13399 D9

CNSC CXSC D8

Coromant Capto® to damped arbor adaptor



DSGN 1

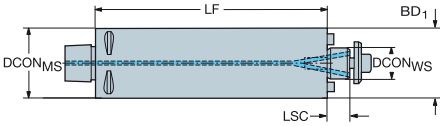

2

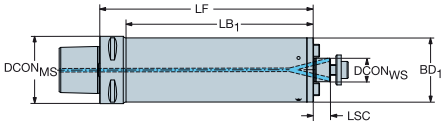

SilentTools®

Metric pilot

CZC$_{MS}$	CZC$_{WS}$	CNSC	CXSC	DSGN	Ordering code	Dimensions, mm, inch DCON$_{MS}$	DCON$_{WS}$	LSC	LF	LB$_1$	LB$_2$	BD$_1$	BD$_2$	BAR PSI	KG	RPMX
C4	16	3	4	2	C4-Q16D-038-130	40.0	16.0	11	130.0	107.8	130.0	38.0	40.0	70	1.62	16000
						1.575	*.630*	*.433*	*5.118*	*4.244*	*5.118*	*1.496*	*1.575*	*1015*		
	16	3	4	2	C4-Q16D-038-200	40.0	16.0	11	200.0	177.8	200.0	38.0	40.0	70	2.32	8000
						1.575	*.630*	*.433*	*7.874*	*7.000*	*7.874*	*1.496*	*1.575*	*1015*		
C5	22	3	4	2	C5-Q22D-048-180	50.0	22.0	16	180.0	157.6	180.0	47.5	50.0	70	3.22	14000
						1.969	*.866*	*.630*	*7.087*	*6.205*	*7.087*	*1.870*	*1.969*	*1015*		
	22	3	4	2	C5-Q22D-048-220	50.0	22.0	16	220.0	197.6	220.0	47.5	50.0	70	6.04	11000
						1.969	*.866*	*.630*	*8.661*	*7.780*	*8.661*	*1.870*	*1.969*	*1015*		
	22	3	4	2	C5-Q22D-048-270	50.0	22.0	16	270.0	247.6	270.0	47.5	50.0	70	6.85	7000
						1.969	*.866*	*.630*	*10.630*	*9.748*	*10.630*	*1.870*	*1.969*	*1015*		
C6	22	3	4	2	C6-Q22D-060-200	63.0	22.0	16	200.0	175.4	200.0	60.0	63.0	70	8.05	15000
						2.480	*.866*	*.630*	*7.874*	*6.906*	*7.874*	*2.362*	*2.480*	*1015*		
	22	3	4	2	C6-Q22D-060-260	63.0	22.0	16	260.0	235.4	260.0	60.0	63.0	70	9.29	11000
						2.480	*.866*	*.630*	*10.236*	*9.268*	*10.236*	*2.362*	*2.480*	*1015*		
	22	3	4	2	C6-Q22D-060-310	63.0	22.0	16	310.0	285.4	310.0	60.0	63.0	70	10.86	6000
						2.480	*.866*	*.630*	*12.205*	*11.236*	*12.205*	*2.362*	*2.480*	*1015*		
	27	3	4	1	C6-Q27D-063-200	63.0	27.0	18	200.0	200.0		63.0		70	8.54	11000
						2.480	*1.063*	*.709*	*7.874*	*7.874*		*2.480*		*1015*		
	27	3	4	1	C6-Q27D-063-260	63.0	27.0	18	260.0	260.0		63.0		70	9.88	8000
						2.480	*1.063*	*.709*	*10.236*	*10.236*		*2.480*		*1015*		
	27	3	4	1	C6-Q27D-063-310	63.0	27.0	18	310.0	310.0		63.0		70	11.57	5000
						2.480	*1.063*	*.709*	*12.205*	*12.205*		*2.480*		*1015*		
C8	27	3	4	2	C8-Q27D-076-220	80.0	27.0	18	220.0	187.2	220.0	76.0	80.0	70	12.92	12000
						3.150	*1.063*	*.709*	*8.661*	*7.370*	*8.661*	*2.992*	*3.150*	*1015*		
	27	3	4	2	C8-Q27D-076-320	80.0	27.0	18	320.0	287.2	320.0	76.0	80.0	70	16.80	8000
						3.150	*1.063*	*.709*	*12.598*	*11.307*	*12.598*	*2.992*	*3.150*	*1015*		
	27	3	4	2	C8-Q27D-076-360	80.0	27.0	18	360.0	327.2	360.0	76.0	80.0	70	18.20	6000
						3.150	*1.063*	*.709*	*14.173*	*12.882*	*14.173*	*2.992*	*3.150*	*1015*		
	32	3	4	1	C8-Q32D-080-220	80.0	32.0	20	220.0	220.0		80.0		70	13.73	10000
						3.150	*1.260*	*.787*	*8.661*	*8.661*		*3.150*		*1015*		
	32	3	4	1	C8-Q32D-080-320	80.0	32.0	20	320.0	320.0		80.0		70	18.00	6000
						3.150	*1.260*	*.787*	*12.598*	*12.598*		*3.150*		*1015*		
	32	3	4	1	C8-Q32D-080-360	80.0	32.0	20	360.0	360.0		80.0		70	19.60	4000
						3.150	*1.260*	*.787*	*14.173*	*14.173*		*3.150*		*1015*		
C10	32	3	4	2	C10-Q32D-095-400	100.0	32.0	20	400.0	361.0	400.0	95.0	100.0	70	30.45	5000
						3.937	*1.260*	*.787*	*15.748*	*14.213*	*15.748*	*3.740*	*3.937*	*1015*		
	40	3	4	1	C10-Q40D-100-400	100.0	40.0	23	400.0	400.0		100.0		70	28.30	5000
						3.937	*1.575*	*.906*	*15.748*	*15.748*		*3.937*		*1015*		

For spare parts, visit www.sandvik.coromant.com

D9 D8

ENG

Coromant Capto® to damped arbor adaptor

DSGN 1



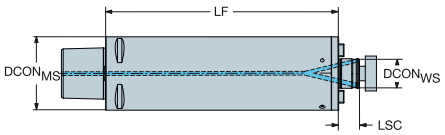

2

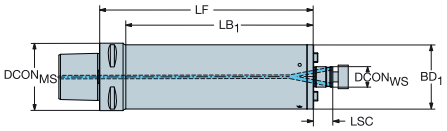

SilentTools®

Inch pilot

CZC$_{MS}$	CZC$_{WS}$	CNSC	CXSC	DSGN	Ordering code	Dimensions, mm, inch DCON$_{MS}$	DCON$_{WS}$	LSC	LF	LB$_1$	LB$_2$	BD$_1$	BD$_2$	BAR PSI	KG	RPMX
C5	3/4	3	4	2	C5-R19D-048-180	50.0	19.1	18	180.0	157.6	180.0	47.5	50.0	70	5.48	14000
						1.969	*.750*	*.709*	*7.087*	*6.205*	*7.087*	*1.870*	*1.969*	*1015*		
	3/4	3	4	2	C5-R19D-048-220	50.0	19.1	18	220.0	197.6	220.0	47.5	50.0	70	5.94	11000
						1.969	*.750*	*.709*	*8.661*	*7.780*	*8.661*	*1.870*	*1.969*	*1015*		
	3/4	3	4	2	C5-R19D-048-270	50.0	19.1	18	270.0	247.6	270.0	47.5	50.0	70	6.83	7000
						1.969	*.750*	*.709*	*10.630*	*9.748*	*10.630*	*1.870*	*1.969*	*1015*		
C6	3/4	3	4	2	C6-R19D-060-200	63.0	19.1	18	200.0	175.4	200.0	60.0	63.0	70	8.05	15000
						2.480	*.750*	*.709*	*7.874*	*6.906*	*7.874*	*2.362*	*2.480*	*1015*		
	3/4	3	4	2	C6-R19D-060-260	63.0	19.1	18	260.0	235.4	260.0	60.0	63.0	70	9.27	11000
						2.480	*.750*	*.709*	*10.236*	*9.268*	*10.236*	*2.362*	*2.480*	*1015*		
	3/4	3	4	2	C6-R19D-060-310	63.0	19.1	18	310.0	285.4	310.0	60.0	63.0	70	8.20	6000
						2.480	*.750*	*.709*	*12.205*	*11.236*	*12.205*	*2.362*	*2.480*	*1015*		
	1	3	4	1	C6-R25D-063-200	63.0	25.4	18	200.0	200.0		63.0		70	8.54	11000
						2.480	*1.000*	*.709*	*7.874*	*7.874*		*2.480*		*1015*		
	1	3	4	1	C6-R25D-063-260	63.0	25.4	18	260.0	260.0		63.0		70	9.93	8000
						2.480	*1.000*	*.709*	*10.236*	*10.236*		*2.480*		*1015*		
	1	3	4	1	C6-R25D-063-310	63.0	25.4	18	310.0	310.0		63.0		70	11.60	5000
						2.480	*1.000*	*.709*	*12.205*	*12.205*		*2.480*		*1015*		
C8	1 1/2	3	4	1	C8-R38D-080-220	80.0	38.1	23	220.0	220.0		80.0		70	13.93	10000
						3.150	*1.500*	*.906*	*8.661*	*8.661*		*3.150*		*1015*		
	1 1/2	3	4	1	C8-R38D-080-320	80.0	38.1	23	320.0	320.0		80.0		70	18.26	6000
						3.150	*1.500*	*.906*	*12.598*	*12.598*		*3.150*		*1015*		
	1 1/2	3	4	1	C8-R38D-080-360	80.0	38.1	23	360.0	360.0		80.0		70	19.82	4000
						3.150	*1.500*	*.906*	*14.173*	*14.173*		*3.150*		*1015*		
C10	1 1/2	3	4	2	C10-R38D-095-400	100.0	38.1	23	400.0	361.0	400.0	95.0	100.0	70	30.48	5000
						3.937	*1.500*	*.906*	*15.748*	*14.213*	*15.748*	*3.740*	*3.937*	*1015*		

For spare parts, visit www.sandvik.coromant.com

D9 D8

Coromant Capto® to arbor with driving screws damped adaptor

For CoroMill® QD with internal coolant supply



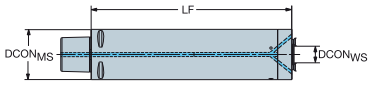

SilentTools®

Metric pilot

CZC$_{MS}$	CZC$_{WS}$	CNSC	CXSC	Ordering code	Dimensions, mm, inch DCON$_{MS}$	DBC	DCON$_{WS}$	LSC	LF	BAR PSI	KG
C3	X10	3	4	C3-X10D-032-128	32.0	22.0	10.0	2	128.0	70	1.10
					1.260	*.866*	*.394*	*.094*	*5.039*	*1015*	
C4	X22	3	3	C4-X22D-040-160	40.0	32.0	22.0	2	160.0	70	1.92
					1.575	*1.260*	*.866*	*.094*	*6.299*	*1015*	
C6	X32	3	3	C6-X32D-063-252	63.0	45.0	32.0	2	252.0	70	9.30
					2.480	*1.772*	*1.260*	*.094*	*9.921*	*1015*	
C8	X40	3	3	C8-X40D-080-320	80.0	63.0	40.0	2	320.0	70	17.45
					3.150	*2.480*	*1.575*	*.094*	*12.598*	*1015*	

Inch pilot

CZC$_{MS}$	CZC$_{WS}$	CNSC	CXSC	Ordering code	Dimensions, mm, inch DCON$_{MS}$	DBC	DCON$_{WS}$	LSC	LF	BAR PSI	KG
C5	Y25	3	3	C5-Y25D-050-200	50.0	36.0	25.4	2	200.0	70	3.67
					1.969	*1.417*	*1.000*	*.094*	*7.874*	*1015*	
C6	Y31	3	3	C6-Y31D-063-252	63.0	45.0	31.8	2	252.0	70	9.27
					2.480	*1.772*	*1.250*	*.094*	*9.921*	*1015*	
C8	Y38	3	3	C8-Y38D-080-320	80.0	63.0	38.1	2	320.0	70	17.42
					3.150	*2.480*	*1.500*	*.094*	*12.598*	*1015*	

For spare parts, visit www.sandvik.coromant.com

D9 D8

ENG

HSK to damped arbor adaptor



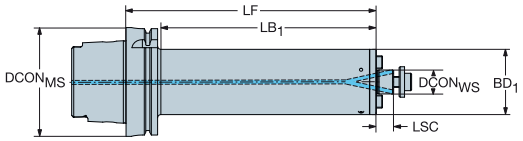

Metric pilot

					Dimensions, mm, inch						BAR PSI	KG	
CZC_{MS}	CZC_{WS}	CNSC	CXSC	**Ordering code**	$DCON_{MS}$	$DCON_{WS}$	LSC	LF	LB_1	BD_1			RPMX
63.0	16	1	4	**HA06-Q16D-038-160**	63.0	16.0	11	160.0	131.0	38.0	70	4.35	16000
					2.480	*.630*	*.433*	*6.299*	*5.157*	*1.496*	*1015*		
	16	1	4	**HA06-Q16D-038-230**	63.0	16.0	11	230.0	201.0	38.0	70	5.06	8000
					2.480	*.630*	*.433*	*9.055*	*7.913*	*1.496*	*1015*		
	22	1	4	**HA06-Q22D-048-210**	63.0	22.0	16	210.0	181.0	47.5	70	6.10	8000
					2.480	*.866*	*.630*	*8.268*	*7.126*	*1.870*	*1015*		
	22	1	4	**HA06-Q22D-048-260**	63.0	22.0	16	260.0	231.0	47.5	70	6.89	5000
					2.480	*.866*	*.630*	*10.236*	*9.094*	*1.870*	*1015*		
100.0	22	1	4	**HA10-Q22D-048-213**	100.0	22.0	16	213.0	181.0	47.5	70	7.68	14000
					3.937	*.866*	*.630*	*8.386*	*7.126*	*1.870*	*1015*		
	22	1	4	**HA10-Q22D-048-263**	100.0	22.0	16	263.0	231.0	47.5	70	8.55	9000
					3.937	*.866*	*.630*	*10.354*	*9.094*	*1.870*	*1015*		
	22	1	4	**HA10-Q22D-060-230**	100.0	22.0	16	230.0	198.0	60.0	70	9.78	14000
					3.937	*.866*	*.630*	*9.055*	*7.795*	*2.362*	*1015*		
	22	1	4	**HA10-Q22D-060-340**	100.0	22.0	16	340.0	308.0	60.0	70	12.96	7000
					3.937	*.866*	*.630*	*13.386*	*12.126*	*2.362*	*1015*		
	27	1	4	**HA10-Q27D-076-250**	100.0	27.0	18	250.0	218.0	76.0	70	14.13	10000
					3.937	*1.063*	*.709*	*9.843*	*8.583*	*2.992*	*1015*		
	27	1	4	**HA10-Q27D-076-390**	100.0	27.0	18	390.0	358.0	76.0	70	20.00	5000
					3.937	*1.063*	*.709*	*15.354*	*14.095*	*2.992*	*1015*		
	32	1	4	**HA10-Q32D-080-250**	100.0	32.0	20	250.0	218.0	80.0	70	15.30	10000
					3.937	*1.260*	*.787*	*9.843*	*8.583*	*3.150*	*1015*		
	32	1	4	**HA10-Q32D-080-390**	100.0	32.0	20	390.0	358.0	80.0	70	21.07	5000
					3.937	*1.260*	*.787*	*15.354*	*14.095*	*3.150*	*1015*		

For spare parts, visit www.sandvik.coromant.com

ISO 13399 D9 CNSC CXSC D8

Boring

ENG

Silent Tools™ for boring

Flexible boring at long overhangs

Internal boring of large-diameter holes and deep holes is a particularly vibration-prone operation. To avoid vibration-related issues such as bad surface texture, insufficient accuracy and increased insert and machine tool wear, a stable tooling solution is a necessity. Sandvik Coromant offers Silent Tools for rough and finish boring. The tools are designed with a strong dedicated interface between bridge and damped adaptor, this gives you unique flexibility and modularity to build desired tool assemblies.



Vibration-free rough and finish boring

Silent Tools finish and rough boring tools give increased productivity and close tolerances from lengths of 3–10 × body diameter. When using Silent Tools, you have the opportunity to double the depth of cut, while maintaining productive boring at long overhangs. CoroBore® BR20 with Silent Tools™ technology is part of the new generation rough boring tools. This flexible solution holds features such as differential pitch, coolant nozzles with high precision capability and step boring functionality, and is to be combined with dedicated, four-edged CoroBore® 111 inserts. Together with CoroBore® 825 and CoroBore® 826 for finishing, these are ideal solutions for close hole tolerances and excellent surface finish in small diameters. For large-diameter roughing and finishing, up to 1275 mm (50.197 inch) in standard assortment, the versatile CoroBore® XL system provides the optimal solution, giving great stability and vibration-free boring.

SilentTools®



CoroBore BR20 with Silent Tools technology and CoroBore 825 for small diameters up to 167 mm (6.570 inch).



CoroBore XL for large diameters, including dedicated lightweight bridges that fit together with existing slides and cartridges for both rough and fine boring.

CoroBore® BR20 twin-edge damped rough boring tool C5

CoroBore® 820 XL damped rough boring tool C6

CoroBore® 825 damped fine boring tool C7

CoroBore® 825 XL fine boring tool C8

Coromant Capto® to CoroBore® XL tool body C9

CoroBore® BR20 twin-edge damped rough boring tool

Coromant Capto® - Internal coolant supply



SilentTools®



CCMT, CCGT
CCGX, CCET
CCMW

KAPR	90°	90°
DSGN	1	2

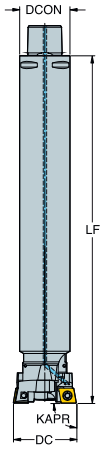

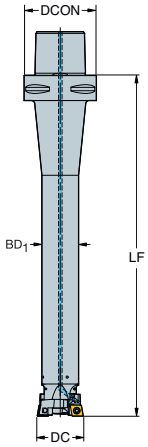

DCN	DCX		IC	CZC_{MS}	CNSC	DSGN	Ordering code	Dimensions, mm, inch DCON	$ADJLX_{RDL}$	ULDR	LF	BD_1	BAR PSI	NM	KG	CICT	MIID
23.00	29.00	06	1/4	C4	3	2	BR20D-29CC06F-C4L	40.00	3.00	6.00	199.00	20.00	70	0.9	0.740	2	CCMT 06 02 04
.906	*1.142*							*1.575*	*.118*		*7.835*	*.787*	*1015*				
28.00	36.00	06	1/4	C3	3	2	BR20D-36CC06F-C3L	32.00	4.00	6.00	216.00	25.00	70	0.9	1.030	2	CCMT 06 02 04
1.102	*1.417*							*1.260*	*.157*		*8.504*	*.984*	*1015*				
35.00	45.00	09	3/8	C3	3	1	BR20D-45CC09F-C3L	32.00	5.00		221.00		70	3.0	1.540	2	CCMT 09 T3 08
1.378	*1.772*							*1.260*	*.197*		*8.701*		*1015*				
35.00	45.00	09	3/8	C4	3	2	BR20D-45CC09F-C4L	40.00	5.00	6.00	270.00	32.00	70	3.0	1.980	2	CCMT 09 T3 08
1.378	*1.772*							*1.575*	*.197*		*10.630*	*1.260*	*1015*				
35.00	45.00	09	3/8	C6	3	2	BR20D-45CC09F-C6L	63.00	5.00	6.00	297.00	32.00	70	3.0	2.620	2	CCMT 09 T3 08
1.378	*1.772*							*2.480*	*.197*		*11.693*	*1.260*	*1015*				
44.00	56.00	09	3/8	C4	3	1	BR20D-56CC09F-C4L	40.00	6.00		220.00		70	3.0	2.380	2	CCMT 09 T3 08
1.732	*2.205*							*1.575*	*.236*		*8.661*		*1015*				
44.00	56.00	09	3/8	C5	3	2	BR20D-56CC09F-C5L	50.00	6.00	6.00	336.00	40.00	70	3.0	3.720	2	CCMT 09 T3 08
1.732	*2.205*							*1.969*	*.236*		*13.228*	*1.575*	*1015*				
44.00	56.00	09	3/8	C6	3	2	BR20D-56CC09F-C6L	63.00	6.00	6.00	363.00	40.00	70	3.0	4.350	2	CCMT 09 T3 08
1.732	*2.205*							*2.480*	*.236*		*14.291*	*1.575*	*1015*				
55.00	71.00	12	1/2	C5	3	1	BR20D-71CC12F-C5M	50.00	8.00		300.00		70	3.0	5.080	2	CCMT 12 04 08
2.165	*2.795*							*1.969*	*.315*		*11.811*		*1015*				
55.00	71.00	12	1/2	C6	3	2	BR20D-71CC12F-C6M	63.00	8.00	5.60	400.00	50.00	70	3.0	6.940	2	CCMT 12 04 08
2.165	*2.795*							*2.480*	*.315*		*15.748*	*1.969*	*1015*				
70.00	90.00	12	1/2	C6	3	1	BR20D-90CC12F-C6M	63.00	10.00		400.00		70	3.0	9.910	2	CCMT 12 04 08
2.756	*3.543*							*2.480*	*.394*		*15.748*		*1015*				
70.00	90.00	12	1/2	C8	3	2	BR20D-90CC12F-C8M	80.00	10.00	5.60	500.00	63.00	70	3.0	12.660	2	CCMT 12 04 08
2.756	*3.543*							*3.150*	*.394*		*19.685*	*2.480*	*1015*				
89.00	116.00	12	1/2	C8	3	1	BR20D-116CC12F-C8M	80.00	13.50		500.00		70	3.0	18.490	2	CCMT 12 04 08
3.504	*4.567*							*3.150*	*.531*		*19.685*		*1015*				
89.00	116.00	12	1/2	C8	3	1	BR20D-116CC12F-C8S	80.00	13.50		410.00		70	3.0	12.820	2	CCMT 12 04 08
3.504	*4.567*							*3.150*	*.531*		*16.142*		*1015*				
115.00	150.00	12	1/2	C8	3	1	BR20D-150CC12F-C8M	80.00	17.50		500.00		70	3.0	18.620	2	CCMT 12 04 08
4.528	*5.906*							*3.150*	*.689*		*19.685*		*1015*				

For inserts, see Turning tools catalogue
For spare parts, visit www.sandvik.coromant.com

D9 D8

CoroBore® 820 XL damped rough boring tool

Arbor - Internal coolant supply





CCMT, CCGT
CCGX, CCET

CCMW

KAPR

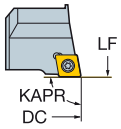

90°

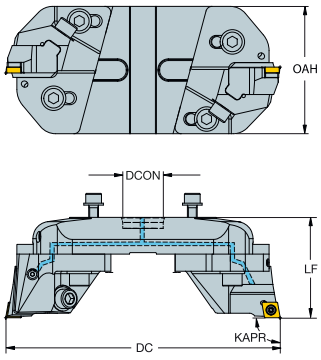

DCN	DCX		IC	CZC_{MS}	CNSC	Ordering code	Dimensions, mm, inch DCON	$ADJLX_{AXL}$	$ADJLX_{RDL}$	HSUP	LF	OAH	BAR PSI	NM	KG	CICT	MIID
148.00	200.00	12	1/2	33	1	820D-200CC12	33.00	1.50	26.00	52.0	82.00	104.00	70	3.0	3.350	2	CCMT 12 04 08
5.827	*7.874*						*1.299*	*.059*	*1.024*	*2.047*	*3.228*	*4.094*	*1015*				
198.00	250.00	12	1/2	33	1	820D-250CC12	33.00	1.50	26.00	52.0	82.00	104.00	70	3.0	3.670	2	CCMT 12 04 08
7.795	*9.843*						*1.299*	*.059*	*1.024*	*2.047*	*3.228*	*4.094*	*1015*				
248.00	300.00	12	1/2	33	1	820D-300CC12	33.00	1.50	26.00	52.0	82.00	104.00	70	3.0	4.030	2	CCMT 12 04 08
9.764	*11.811*						*1.299*	*.059*	*1.024*	*2.047*	*3.228*	*4.094*	*1015*				





SPMT

KAPR

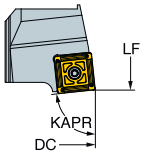

84°

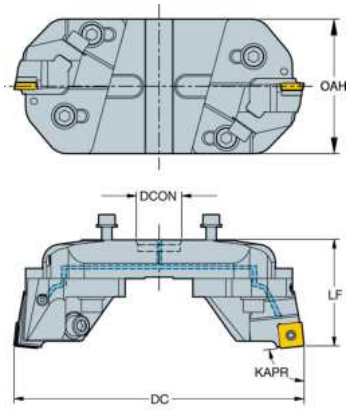

DCN	DCX		IC	CZC_{MS}	CNSC	Ordering code	Dimensions, mm, inch DCON	$ADJLX_{AXL}$	$ADJLX_{RDL}$	HSUP	LF	OAH	BAR PSI	NM	KG	CICT	MIID
148.00	200.00	18	18	33	1	820D-200SP18Y	33.00	1.50	26.00	52.0	82.00	104.00	70	3.0	3.350	2	SPMT 1810-BM
5.827	*7.874*						*1.299*	*.059*	*1.024*	*2.047*	*3.228*	*4.094*	*1015*				
198.00	250.00	18	18	33	1	820D-250SP18Y	33.00	1.50	26.00	52.0	82.00	104.00	70	3.0	3.670	2	SPMT 1810-BM
7.795	*9.843*						*1.299*	*.059*	*1.024*	*2.047*	*3.228*	*4.094*	*1015*				
248.00	300.00	18	18	33	1	820D-300SP18Y	33.00	1.50	26.00	52.0	82.00	104.00	70	3.0	4.030	2	SPMT 1810-BM
9.764	*11.811*						*1.299*	*.059*	*1.024*	*2.047*	*3.228*	*4.094*	*1015*				

These light weight assemblies are dedicated for use with damped boring adaptors. Damped adaptors are bought separately, see page C9.
For inserts, see Turning tools and Rotating tools catalouge.

For spare parts, visit www.sandvik.coromant.com

C9 D9 D8

ENG

CoroBore® 825 damped fine boring tool

Coromant Capto® - Internal coolant supply

SilentTools®





TCMT, TCMX, TCGT, TCGX TCEX

TCMW

KAPR 92°

DSGN 1

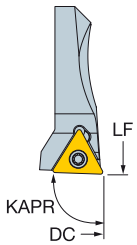

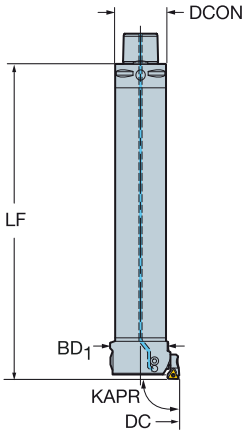

92° 2

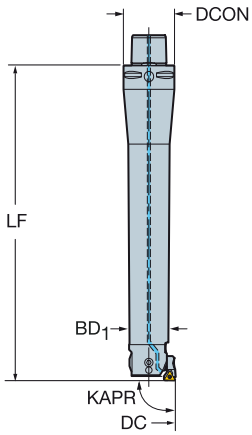

								Dimensions, mm, inch										
DCN	DCX		IC	CZC_{MS}	CNSC	DSGN	Ordering code	DCON	$ADJLX_{RDL}$	ULDR	LF	OAH	BD_1	BAR PSI	NM	KG	CICT	MIID
23.00	29.00	06	5/32	C3	3	2	825D-29TC06-C3	32.00	3.00	6.00	192.00		21.00	70	0.6	0.936	1	TCMT 06 T1 02
.906	*1.142*							*1.260*	*.118*		*7.559*		*.827*	*1015*				
28.00	36.00	06	5/32	C3	3	2	825D-36TC06-C3	32.00	4.00	6.00	219.00		26.00	70	0.6	1.560	1	TCMT 06 T1 02
1.102	*1.417*							*1.260*	*.157*		*8.622*		*1.024*	*1015*				
35.00	45.00	09	7/32	C4	3	2	825D-45TC09-C4	40.00	5.00	6.00	272.00		33.00	70	0.8	2.720	1	TCMT 09 02 04
1.378	*1.772*							*1.575*	*.197*		*10.709*		*1.299*	*1015*				
44.00	56.00	09	7/32	C5	3	2	825D-56TC09-C5	50.00	6.00	6.00	332.00		42.00	70	0.8	4.720	1	TCMT 09 02 04
1.732	*2.205*							*1.969*	*.236*		*13.071*		*1.654*	*1015*				
55.00	70.00	11	1/4	C5	3	1	825D-70TC11-C5	50.00	7.50	5.00	260.00		50.00	70	0.9	5.320	1	TCMT 11 03 04
2.165	*2.756*							*1.969*	*.295*		*10.236*		*1.969*	*1015*				
55.00	70.00	11	1/4	C6	3	2	825D-70TC11-C6	63.00	7.50	6.00	412.00		50.00	70	0.9	10.120	1	TCMT 11 03 04
2.165	*2.756*							*2.480*	*.295*		*16.221*		*1.969*	*1015*				
69.00	87.00	11	1/4	C6	3	1	825D-87TC11-C6	63.00	9.00	5.00	330.00		63.00	70	0.9	11.640	1	TCMT 11 03 04
2.717	*3.425*							*2.480*	*.354*		*12.992*		*2.480*	*1015*				
69.00	87.00	11	1/4	C8	3	2	825D-87TC11-C8	80.00	9.00	6.00	522.00		63.00	70	0.9	19.620	1	TCMT 11 03 04
2.717	*3.425*							*3.150*	*.354*		*20.551*		*2.480*	*1015*				
86.00	107.00	11	1/4	C6	3	1	825D-107TC11-C6	63.00	10.50	4.00	330.00	63.00	80.00	70	0.9	11.270	1	TCMT 11 03 04
3.386	*4.213*							*2.480*	*.413*		*12.992*	*2.480*	*3.150*	*1015*				
86.00	107.00	11	1/4	C8	3	1	825D-107TC11-C8	80.00	10.50	4.00	400.00		80.00	70	0.9	18.000	1	TCMT 11 03 04
3.386	*4.213*							*3.150*	*.413*		*15.748*		*3.150*	*1015*				
106.00	137.00	11	1/4	C6	3	1	825D-137TC11-C6	63.00	15.50	3.00	330.00	90.00	100.00	70	0.9	11.350	1	TCMT 11 03 04
4.173	*5.394*							*2.480*	*.610*		*12.992*	*3.543*	*3.937*	*1015*				
106.00	137.00	11	1/4	C8	3	1	825D-137TC11-C8	80.00	15.50	3.00	400.00		100.00	70	0.9	18.300	1	TCMT 11 03 04
4.173	*5.394*							*3.150*	*.610*		*15.748*		*3.937*	*1015*				
136.00	167.00	11	1/4	C6	3	1	825D-167TC11-C6	63.00	15.50	2.50	330.00	76.00	130.00	70	0.9	11.400	1	TCMT 11 03 04
5.354	*6.575*							*2.480*	*.610*		*12.992*	*2.992*	*5.118*	*1015*				
136.00	167.00	11	1/4	C8	3	1	825D-167TC11-C8	80.00	15.50	2.50	400.00		130.00	70	0.9	18.880	1	TCMT 11 03 04
5.354	*6.575*							*3.150*	*.610*		*15.748*		*5.118*	*1015*				

Diameters are valid when frontboring.

For inserts, see Turning tools catalogue

For spare parts, visit www.sandvik.coromant.com

D9 ISO 13399

D8 CNSC CXSC

CoroBore® 825 XL fine boring tool

Coromant Capto® - Internal coolant supply



KAPR 92°

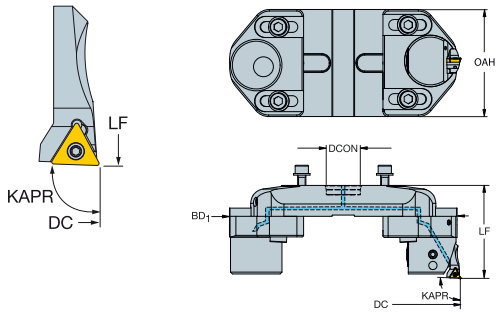




TCMT, TCMX,
TCGT, TCGX
TCEX


TCMW

DCN	DCX	⟷	IC	CZC_{MS}	CNSC	Ordering code	DCON	$ADJLX_{RDL}$	HSUP	LF	OAH	BD_1	BAR PSI	NM	KG	CICT	MIID
							Dimensions, mm, inch										
148.00	215.00	11	1/4	33	1	**825D-215TC11**	33.00	33.50	60.0	90.00	104.00	145.00	70	0.9	2.620	1	TCMT 11 03 04
5.827	*8.465*						*1.299*	*1.319*	*2.362*	*3.543*	*4.094*	*5.709*	*1015*				
198.00	265.00	11	1/4	33	1	**825D-265TC11**	33.00	33.50	60.0	90.00	104.00	195.00	70	0.9	2.940	1	TCMT 11 03 04
7.795	*10.433*						*1.299*	*1.319*	*2.362*	*3.543*	*4.094*	*7.677*	*1015*				
248.00	315.00	11	1/4	33	1	**825D-315TC11**	33.00	33.50	60.0	90.00	104.00	245.00	70	0.9	0.450	1	TCMT 11 03 04
9.764	*12.402*						*1.299*	*1.319*	*2.362*	*3.543*	*4.094*	*9.646*	*1015*				

CoroBore® 826D XL

DCN	DCX	⟷	IC	CZC_{MS}	CNSC	Ordering code	DCON	$ADJLX_{RDL}$	HSUP	LF	OAH	BD_1	BAR PSI	NM	KG	CICT	MIID
							Dimensions, mm, inch										
148.00	200.00	11	1/4	33	1	**826D-200TC11**	33.00	26.00	60.0	90.00	104.00	145.00	70	0.9	3.940	1	TCMT 11 03 04
5.827	*7.874*						*1.299*	*1.024*	*2.362*	*3.543*	*4.094*	*5.709*	*1015*				
198.00	250.00	11	1/4	33	1	**826D-250TC11**	33.00	26.00	60.0	90.00	104.00	195.00	70	0.9	2.940	1	TCMT 11 03 04
7.795	*9.843*						*1.299*	*1.024*	*2.362*	*3.543*	*4.094*	*7.677*	*1015*				
248.00	300.00	11	1/4	33	1	**826D-300TC11**	33.00	26.00	60.0	90.00	104.00	245.00	70	0.9	4.516	1	TCMT 11 03 04
9.764	*11.811*						*1.299*	*1.024*	*2.362*	*3.543*	*4.094*	*9.646*	*1015*				

Diameters are valid when frontboring.

These light weight assemblies are dedicated for use with damped boring adaptors. Damped adaptors are bought separately, see page C9.

For inserts, see Turning tools catalogue

For spare parts, visit www.sandvik.coromant.com

C9 D9 D8

ENG

Coromant Capto® to CoroBore® XL damped tool body

Internal coolant supply



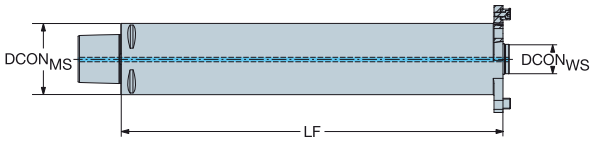

SilentTools®

				Dimensions, mm, inch							
CZC_{MS}	CZC_{WS}	CNSC	**Ordering code**	$DCON_{MS}$	$DCON_{WS}$	LF_1	WF	OAH	OAW	BAR PSI	KG
C8	33	3	**C8-R822XLA33-F410**	80.00	33.00	410.00	0.00	80.00	120.00	70	17.900
				3.150	*1.299*	*16.142*	*.000*	*3.150*	*4.724*	*1015*	
C10	33	3	**C10-R822XLA33-F560**	100.00	33.00	560.00	0.00	100.00	120.00	70	26.500
				3.937	*1.299*	*22.047*	*.000*	*3.937*	*4.724*	*1015*	

Corobore® XL pre measuring unit



				Dimensions, mm, inch				
CZC_{MS}	CZC_{WS}	CNSC	**Ordering code**	OAL	DCON	LF	BD_1	KG
50	33	0	**I50-PMU-A33**	178.30	33	50.0	130.0	5.59
				7.019	*1.299*	*1.969*	*5.118*	

D9 D8

ISO 13399

CNSC CXSC

General information D

CoroTurn® SL D4

Tailor Made D5

Safety information D6

Coromant Recycling Concept D7

Coolant supply information D8

ISO 13399 D9

Alphanumeric index D12

To order your tools..

Online, printed or digital - there are many ways to find the complete assortment and to order your tools.

www.sandvik.coromant.com

Find the latest assortment on our website

Publications

The digital library is available both online and offline at
www.sandvik.coromant.com/publications

Printed catalogues

Contact your local Sandvik representative for more information.

Applications

Whether it's finding the right insert, calculating your start values or optimizing settings to maximize the peformance of all of your applications; we have an app for that. See
www.sandvik.coromant.com/apps

CoroTurn® SL

Modular system of adaptors with exchangeable cutting heads

Application

- For internal and external turning, grooving and threading
- Perfect in combination with Silent Tools™ dampening boring bars in operations with long overhangs or vibration tendencies

Benefits and features



Flexible tooling

- The ingenious Serration Lock (SL) interface is extremely robust and lets you create a wide range of tool combinations from a small inventory of adaptors and cutting heads
- Adaptors available for both internal and external machining

Reliable chip evacuation and long tool life

- The high precision nozzles on the cutting heads put coolant exactly where you need it, for good chip breaking and long tool life
- Tool wear is mainly on the exchangeable cutting head, extending the life of the adaptor

High machine utilization

- Quick change with Coromant Capto®
- Adaptors with internal coolant for efficient coolant supply

CoroTurn® SL is divided into four different systems:

1. Cutting heads, shank tools and adaptors



2. CoroTurn® SL70 for profiling and pocketing



3. Quick change for large bores



4. Quick change for small bores



Engineered solutions

Additional tool options designed for your specific requirements.

SilentTools®

In addition to a wide program of standard stocked Silent Tools® , we can offer engineered tools, specially designed to your needs.
We are able to offer Silent Tools® with a wide range of different couplings, sizes and features.



Optimised design

For maximum performance the boring bar body should be designed with high static stiffness, by use of advanced materials and optimised geometry. High stiffness will reduce static deflections and increase the stability when machining with long overhang. The tool diameter should be as large as possible, and custom-made boring bars can be designed to utilise the available space inside the workpiece.
Boring bars can be custom-made with different types of tool holding systems, and the boring bar body can be tapered, eccentric and carbide reinforced to maximise the stiffness.

What you can expect from us

- Quick quotation
- Easy ordering
- Performance guarantee at given product and cutting data
- Competitive delivery times



Silent Tools® +

The connectivity of Silent Tools + is available for operators through a digital dashboard with data directly from inside your component. Oversee machining in real-time or record the session for post-machining analysis.

The Silent Tools + vibration indicator will pick up issues with your machining in an early stage and will help you prevent chip jamming.

Knowing what is happening inside the component is a challenge when doing internal turning in slender components. By displaying when the tool is in cut or not on a dashboard, the operator can easily get a sense of the machining. Thus, time when the machine is running without the tool in cut can be reduced.

The temperature of the damping system is displayed on the Silent Tools + dashboard, enabling operators to monitor that the system is not damaged due to heat.

Safety information

Safety information in connection with grinding of cemented carbide

Material compositon

Tool holders
Tool holders mainly contain iron (FE), and low alloy elements such as chromium, nickel, manganese, molybdenum and silicon.
Indexable inserts/cutting tools/round tools
Substances in cemented carbide products contain mostly wolfram carbide and cobalt. They may also contain carbides and carbonitrides of the following elements: titanium, tantalum, niobium, chromium, molybdenum and vanadium.

Routes of exposure

Grinding or heating of hard metal blanks or hard metal products will produce products that give off dangerous dust and fumes. Avoiding ingestion and contact with skin or eyes is very important.

Acute toxicity

Intake of the aforementioned substances is toxic. Inhalation may cause irritation and inflammation of the airways. Significantly higher acute inhalation toxicity has been reported during simultaneous inhalation of cobalt and tungsten carbide compared to inhalation of cobalt alone.
Skin contact can cause irritation and rash. Sensitive individuals may even experience an allergic reaction.

Chronic toxicity

Repeated inhalation of aerosols containing cobalt may cause obstruction of the airways. Prolonged exposure to increased concentrations may cause lung fibrosis or lung cancer. Epidemiological studies indicate that workers previously exposed to high concentrations of tungsten carbide/cobalt carried an increased risk of developing lung cancer.
Cobalt and nickel are potent skin sensitizers. Repeated or prolonged contact can cause irritation and sensitization.

Risk phrases

Toxic: danger of serious damage to health by prolonged exposure through inhalation
Toxic when inhaled
Limited evidence of a carcinogenic effect.
May cause sensitization by inhalation and skin contact

Preventive measures

Avoid formation and inhalation of dust. Use adequate local exhaust ventilation to keep personal exposure well below nationally authorised limits.
If ventilation is not available or adequate, use respirators appropriately approved for the purpose.
Use safety goggles or glasses with side shields when necessary.
Avoid repeated skin contact. Wear suitable gloves. Wash skin thoroughly after handling.
Use suitable protective clothing. Launder clothing if needed.
Do not eat, drink or smoke in the working area. Wash skin thoroughly before eating, drinking or smoking.



For the sake of the environment

Get into the Sandvik Coromant Recycling Concept now!

The Sandvik Coromant Recycling Concept is a comprehensive service for used carbide inserts and solid carbide tools offered by Sandvik Coromant to all its customers.
In the light of increasing consumption of non-renewable raw materials, the economic management of dwindling resources is a duty owed by all manufacturers.
Sandvik Coromant is playing its part by offering to collect used carbide inserts and solid carbide tools and recycle them in the most environmentally friendly way.
All used carbide inserts are collected in the collection box at the workplace.
When the collection box is sufficiently full, its contents are transferred to the transport box.
The full transport box is then sent to the nearest Sandvik Coromant office or to your Sandvik Coromant dealer who can also give you more information.



The benefits speaks for themselves

- A worldwide ISO and OHAS certified recycling system.
- Open to all Sandvik Coromant customers.
- Simple procedure with collection and transport boxes.
- Less waste, easing the burden on the environment.
- Better utilisation of resources.
- Other manufacturers' carbide inserts are also accepted.

Order collection boxes for each lathe, milling machine, drill or for your machining centre. We recommend one collection box for inserts and one separate box for solid carbide tools for each cutting workplace.
For detailed instructions on how to sell your used cemented carbide, please visit www.sandvik.coromant.com and select your market.

	Order numbers
Collection box:	91617
Transport box for solid carbide tools (plywood):	92994
Transport box inserts (plywood):	92995

CNSC

Coolant entry style code

Code	Description	Image
0	Without coolant	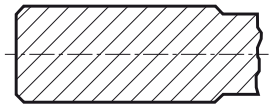
1	Axial concentric entry	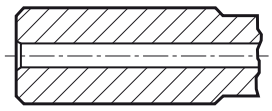
2	Radial entry	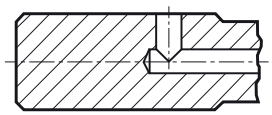
3	Axial concentric and radial entry	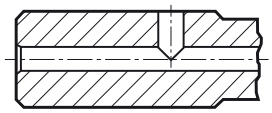
4	Axial concentric entry on circle	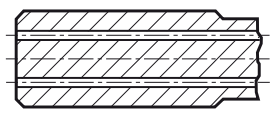
5	Radial entry before adaptor	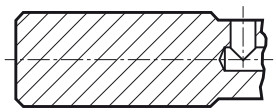
6	Decentral over flange	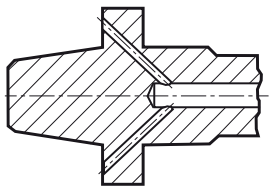
7	Decentral over flange and axial	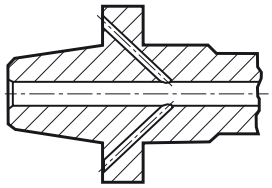
8	Decentral over slots on the shank	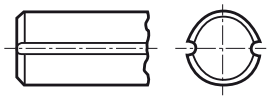

CXSC

Coolant exit style code

Code	Description	Image
0	No coolant exit	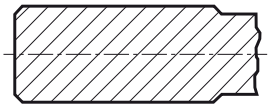
1	Axial concentric exit	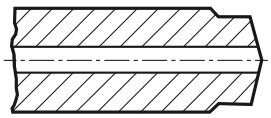
2	Radial exit	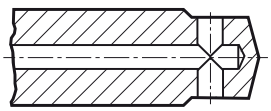
3	Axial inclined exit	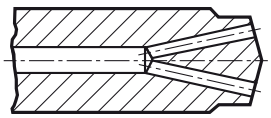
4	Axial concentric on circle	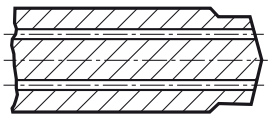
5	Axial inclined exit with nozzle, adjustable	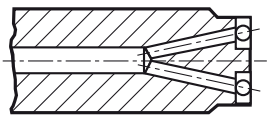
6	Decentral exit with nozzle, adjustable	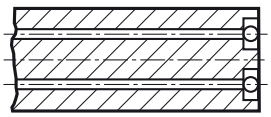
7	Decentral over slots on the shank	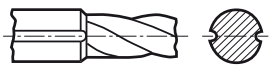
8	Axial or decentral with nozzle, adjustable	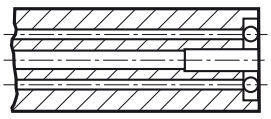

ENG

To make life easier, a new standard has been developed

ISO 13399 is an international standard that strives to simplify the exchange of data for cutting tools. You will notice a slight difference through the new parameters and descriptions of each tool.

For the first time ever, there is a standardized way of describing product data regarding cutting tools. When all tools in the industry share the same parameters and definitions, communicating tool information becomes very straightforward.

What does this mean to you?

Basically, it means that your systems can talk to ours, as they all speak the same language. Download product data from our web site and use it directly in your CAD/CAM software to assemble tools that you use in production. No need to look for information in catalogues and interpret data from one system to another. Imagine how much time this will save you!

Short name	Preferred Name
ADJLN	Minimum adjustment limit
ADJLX	Maximum adjustment limit
ADJRG	Adjustment range
ALP	Clearance angle axial
AN	Clearance angle major
ANN	Clearance angle minor
APMX	Depth of cut maximum
APMX_EFW	Depth of cut maximum - end feed
APMX_FFW	Depth of cut maximum - side feed
AZ	Maximum plunge depth
B	Shank width
BAWS	Body angle workpiece side
BAMS	Body angle machine side
BBD	Balanced by design
BBR	Balanced by rotational test
BCH	Corner chamfer length
BD	Body diameter
BHTA	Body half taper angle
BN	Face land width
BS	Wiper edge length
BSG	Basic standard group
BSR	Wiper edge radius
CDX	Cutting depth maximum
CEMR	Cutting edge major radius
CF	Spot chamfer
CHBA	Chamfer body angle
CHBL	Chamfer body length
CHW	Corner chamfer width
CICT	Cutting item count
$CICT_E$	Cutting item count - end position
$CICT_P$	Cutting item count - peripheral position
$CICT_S$	Cutting item count - side position
$CICT_T$	Cutting item count - total
CND	Coolant entry diameter
CNSC	Coolant entry style code
CNT	Coolant entry thread size
COATING	Coating
CP	Max coolant pressure
CRKS	Connection retention knob thread size
CRNT	Coolant radial entry thread size
CTPT	Operation type
CUTDIA	Work piece parting diameter maximum
CW	Cutting width
CWN	Minimum cutting width
CWTOLL	Cutting width lower tolerance
CWTOLU	Cutting width upper tolerance
CWX	Cutting width maximum
CXSC	Coolant exit style code
CZC	Connection size code
CZC_{MS}	Connection size code machine side
CZC_{WS}	Connection size code workpiece side
D1	Fixing hole diameter
DAH	Diameter access hole
DAXIN	Axial groove inside diameter minimum

DAXN	Minimum axial groove outside diameter
DAXX	Axial groove outside diameter maximum
DBC	Diameter bolt circle
DC	Cutting diameter
DCB	Connection bore diameter
DCBN	Connection bore diameter minimum
DCBX	Connection bore diameter maximum
DCF	Cutting diameter face contact
DCIN	Cutting diameter internal
DCN	Cutting diameter minimum
DCON	Connection diameter
$DCON_{MS}$	Connection diameter machine side
$DCON_{WS}$	Connection diameter workpiece side
DCPS	Data chip provision size
$DCSF_{MS}$	Contact surface diameter machine side
$DCSF_{WS}$	Contact surface diameter workpiece side
DCX	Cutting diameter maximum
DHUB	Hub diameter
DIX	Tool changer interference diameter maximum
DMIN	Minimum bore diameter
DMM	Shank diameter
DN	Neck diameter
DRVCT	Drive count
DSGN	Design
EPSR	Insert included angle
FHA	Flute helix angle
FLGT	Flange thickness
FTDZ	For thread diameter size
H	Shank height
HA	Thread height theoretical
HB	Thread height difference
HBH	Head bottom offset height
HC	Thread height actual
HF	Functional height
HRY	Lowest point from reference plain
HTB	Body height
HTH	Height
IC	Inscribed circle diameter
INSL	Insert length
INSUC	Insert usage code
IZC	Insert size code
KAPR	Tool cutting edge angle
KAPR_EFW	Tool cutting edge angle - end feed
KCH	Corner chamfer
KRINS	Major cutting edge angle
KWW	Keyway width
L	Cutting edge length
LAMS	Inclination angle
LB	Body length
LCF	Length chip flute
LCOX	Cut off length maximum
LE	Cutting edge effective length
LF	Functional length
LFN	Minimum functional length
LH	Head length
LPR	Protruding length
LS	Shank length
LSC	Clamping length
LSCN	Clamping length minimum
LSCS	Distance to clamping start
LSCX	Clamping length maximum
LSD	Dead shank length
LU	Usable length (max. recommended)
LU_BFW	Usable length - back facing
LUX	Usable length maximum
MHD	Mounting hole distance
MIID	Master insert identification
$MIID_E$	Master insert identification - end position
$MIID_S$	Master insert identification - side position
$MIID_C$	Master insert identification - central position
$MIID_P$	Master insert identification - peripheral position
$MIID_I$	Master insert identification - intermediate position
MMCC	Code for preset torque
MMCX	Max. cutting torque
NOF	Flute count
NT	Tooth count
OAH	Overall height
OAL	Overall length
OAW	Overall width
OH	Overhang recommended

ENG

OHN	Overhang minimum
OHX	Overhang maximum
ORDCODE	Ordercode
PCL	Peripheral cylindrical length
PDX	Profile distance ex
PDY	Profile distance ey
PHD	Premachined hole diameter
PHDX	Maximum premachined hole diameter
PL	Point length
PNA	Profile included angle
PRFRAD	Profile radius
PRSPC	Profile specification
PSIR	Tool lead angle
PSIRL	Cutting edge angle major left hand
PSIRR	Cutting edge angle major right hand
PSW	Premachined slot width
RADH	Radial body height
RADW	Radial body width
RAR	Right hand relief angle
RE	Corner radius
REEQ	Theoretical radius value required for programming purpose
REL	Corner radius left
RER	Corner radius right
RETOLL	Corner radius lower tolerance
RETOLU	Corner radius upper tolerance
RGL	Regrind length
RMPX	Maximum ramping angle
RPMX	Rotational speed maximum
S	Insert thickness
SDL	Step diameter length
SIG	Point angle
SPTL	Splitline
SSC	Insert seat size code
SSC_E	Insert seat size code - end position
SSC_P	Insert seat size code - peripheral position
SSC_S	Insert seat size code - side position
STA	Step included angle
SUBSTRATE	Substrate
TCDC	Tolerance class cutting diameter
TCDCON	Connection diameter tolerance
TCDMM	Shank diameter tolerance
TCHA	Achievable hole tolerance
TCHAL	Achievable hole tolerance lower
TCHAU	Achievable hole tolerance upper
TCT	Tolerance class tool
TCTR	Thread tolerance class
TD	Thread diameter
TDZ	Thread diameter size
TFLA	Tap floating length ahead
TFLB	Tap floating length behind
TG	Taper gradient
THBTP	Thread back taper property
THCA	Thread helix correction angle
THCHT	Threading chamfer type
THFT	Form type
THFTS	Thread form standard series
THL	Thread length
THUB	Hub thickness
TP	Thread pitch
TPI	Threads per inch
TPIN	Threads per inch minimum
TPIX	Threads per inch maximum
TPN	Thread pitch minimum
TPT	Thread profile type
TPX	Maximum thread pitch
TRMAX	Tap range max
TQ	Torque
TSYC	Tool style code
TTP	Thread type
ULDR	Usable length diameter ratio
VCX	Maximum cutting speed
W1	Insert width
WB	Body width
WF	Functional width
WFCIRP	Width to cutting item reference point
WSC	Clamping width
WT	Weight of item
ZEFF	Face effective cutting edge count
ZEFP	Peripheral effective cutting edge count (ZEFP)
ZWX	Maximum number of Wiper inserts

Code	Page
132L	A65
132L..-B	A64
570 (RED)	A57
570-200	A60
570-3C	A16
570-3C (QC)	A19
570-3C..-40	A16
570-3C..-40CR (12-14)	A17
570-3C..CR	A17
570-3C..CR (QC)	A20
570-3C1xx..R/L (QC)	A19
570-3C2xx..R/L (QC)	A19
570-4C	A18
570-80 (QC - RED)	A58
570-80 (SHANK)	A60
570-80 23-40R/L	A58
570-DCLNR/L-80	A47
570-DDUNR/L-80	A48
570-DDUNR/L-80..X	A49
570-DDXNR/L-80	A48
570-DSKNR/L-80	A50
570-DTFNR/L-80	A51
570-DVUNR/L	A38
570-DVUNR/L-80..X	A52
570-SCLCR/L	A26
570-SDUCR/L	A29
570-SDUCR/L..X	A31
570-SDUCR/L-80	A41
570-SDXCR/L	A29
570-STFCR/L	A33
570-SVLBR/L-80	A45
820D..CC (XL)	C6
820D..SP..Y (XL)	C6
825D..TC (XL)	C8
825D..TC-Cx	C7
826D..TC (XL)	C8
935-Cx	A54
935-HTxx-EFxx	A56
935-LAxx-EFAxx	A55
935-Lxx-EFxx	A55
935-VDIxx-EFxx	A56
A	
A570-3C	A16
A570-3C (1-OFFSET)	A16
A570-3C (2-OFFSET)	A16
A570-3C (QC - OFFSET)	A19
A570-3C (QC)	A19
A570-3C (REINF)	A17
A570-3C..R/L (QC)	A19
A570-4C	A18
A570-4C (OFFSET)	A18
B	
BR20D..CC..F-CxM	C5
C	
CU-3C..-Cx	A21
Cx-570-3C	A5-A7
Cx-570-3C..-2	A9
Cx-570-3C..R/L	A8
Cx-570-3C80	A13
Cx-570-4C	A12
Cx-570-4C..40R/L	A12
Cx-EH..D	B7
Cx-QC-SL	A57
Cx-QxxD	B8
Cx-R822XL..-F	C9
Cx-RxxD	B9
Cx-SL3C	A9
Cx-SL3C..CR	A10
Cx-SL3C..CR-40R/L	A10
Cx-SL-D..E	A11
Cx-Xxx..D	B10
Cxx-YxxD	B10
E	
EF-Axx	A63
EF-xx	A63
F	
F..SDUCR/L -ER	A14
F..STFCR/L-R	A15
H	
HAxx-QxxD	B11
HTxx-SLxxD	A22
HTxx-SLxxD..R	A22
I	
Ixx-PMU	C9
R	
R390..AxxD	B6
R390..CxD	B5
S	
SL-266R/LKF	A39
SL-266R/LKF-QC	A53
SL70..RF	A59
SL70..RG	A59
SL-PCLNR/L..HP	A35
SL-PDUNR/L..HP	A36
SL-PTFNR/L..HP	A37
SL-QC	A58
SL-SCLCR/L..HP	A25
SL-SCLCR/L-QC	A40
SL-SCUCR/L..X	A27
SL-SDUCR/L..HP	A28
SL-SDUCR/L..XHP	A30
SL-SDUCR/L..X-QC	A43
SL-SDUCR/L-DXHP	A30
SL-SDUCR/L-QC	A42
SL-SDXCR/L..HP	A28
SL-SDXCR/L-DHP	A28
SL-SDXCR/L-QC	A42
SL-STFCR/L..HP	A32
SL-SVLBR/L..HP	A34
SL-SVLBR/L..X-QC	A46
SL-SVLBR/L-LFHP	A34
SL-SVLBR/L-QC	A44
SL-SVPBR/L..LHP	A34
T	
TR-SL-D13UCR/L..HP	A23
TR-SL-D13XCR/L..HP	A23
TR-SL-V13LBR/L..HP	A24